

Bath 25

Supplied with 4 brackets, 2 for the top and 2 for the bottom.
 35mm collectors.
 25mm cross tubes.

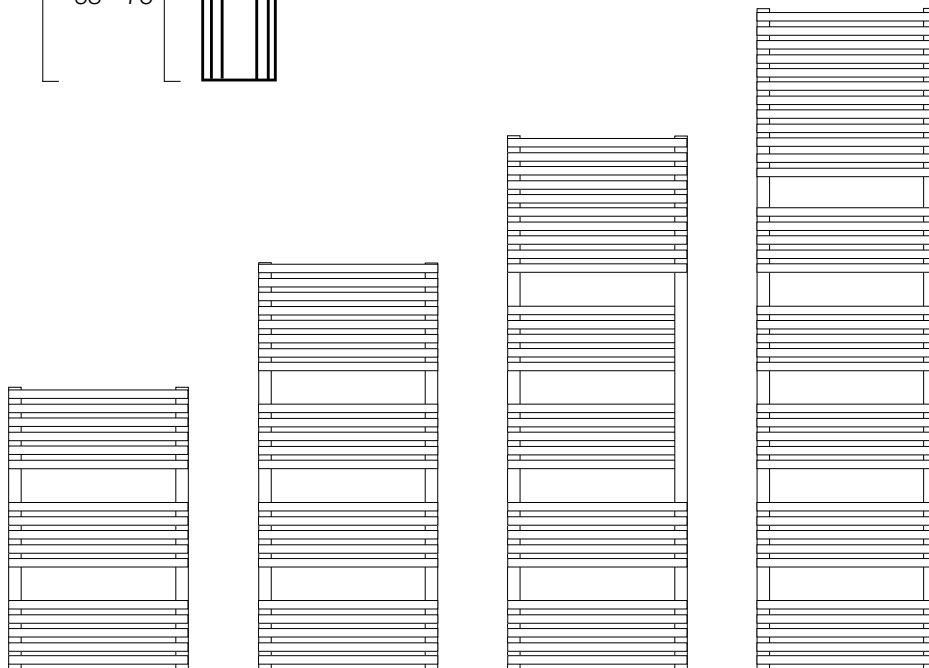
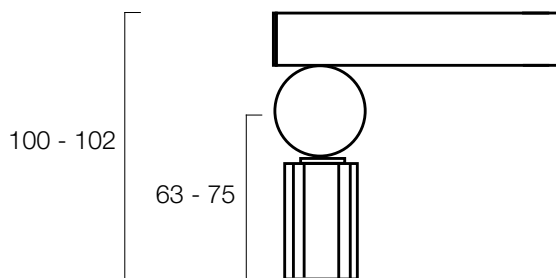
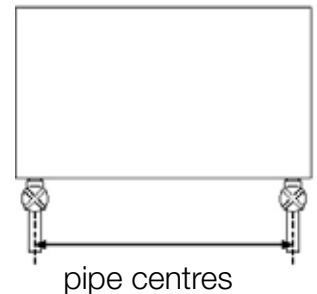
Automatic bleed valve included with these radiators.

Pipe centres left to right = width - 40mm

Pipe centres from wall = 63mm - 75mm

Depth from wall = 100mm - 112mm

Please note: the Bath 25 is suitable for dual application.



Important Note

The Radiator Company recommend that existing or new pipework is not adjusted until the radiator or towel rail is installed in its final position.

For further information please call us on:

01342 302250