

Domestic Applications

Spacemaker



Spacemaker

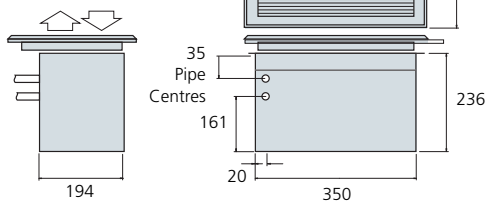
Spacemaker

Perfect for places in the home where space is particularly limited. A fan convector that installs flush with the floor, providing efficient and effective heat at low level. Ideal for spaces such as entrance halls, lobbies, circulation areas and applications where wall space is limited.

Spacemaker SST8

Floor cut out size:
357 x 254

Air flow pattern



All dimensions in mm

Award and Sygnet



Sygnet

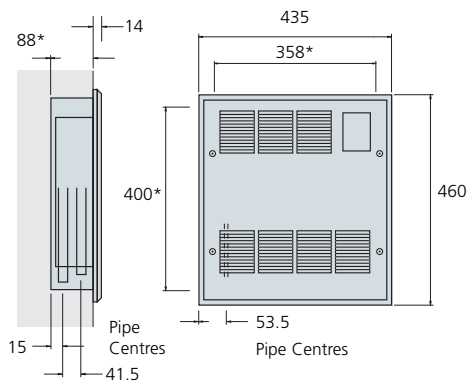
Award and Sygnet

Versatile and economic, low-level fan convectors giving a choice of surface or flush mounting. Unobtrusive recessed installation means no projection beyond the surface of the wall – ideal for those areas where space may be at a premium.



Award

Award SFR7, Award SFR7 12V

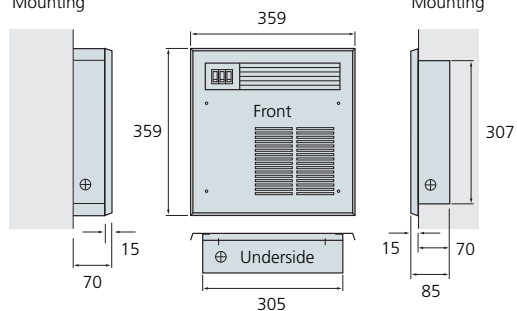


* Hole size in wall

Surface Mounting

Sygnet E

Recessed Wall Mounting



Independent tests* show that fan convectors are at least 24% more energy efficient than a panel radiator in heating up a room.

*Tests carried out by BSRIA (Building Services Research and Information Association) in August 2008

	Model	Room Size Guide* (m ²)	Heat Output Δt 60°C		Heat Output Δt 50°C		Casing Colour	Fan-Only
			Normal kW (Btu/h)	Boost kW (Btu/h)	Normal kW (Btu/h)	Boost kW (Btu/h)		
Hydronic	Award SFR7	36	1.6 (5500)	2.2 (7500)	1.3 (4400)	1.8 (6100)	White	n/a
	Spacemaker SST8	36	1.6 (5500)	2.2 (7500)	1.3 (4400)	1.8 (6100)	Anodised aluminium grille	n/a
Hydronic Low Voltage	Award SFR7 12V	32	1.6 (5500)	2.2 (7500)	1.3 (4400)	1.8 (6100)	White	n/a
Electric	Sygnnet E	22	1.0	2.0	1.0	2.0	White	•

*Room sizes given in cubic metres for general guidance only based on normal heat output (Δt 60°C) for domestic applications only. Δt 60°C assumes a mean water temperature of 80°C and room temperature of 20°C. Δt 50°C assumes a mean water temperature of 70°C and room temperature of 20°C. Hydronic outputs tested in accordance with BS 4856.

	Model	Flow & Return Connections	Mains Cable	Transformer	Flexible Hoses	Isolating Valves	Fused Spur	Power Consumption		Water Capacity (Litres)
								Normal Watts	Boost Watts	
Hydronic	Award SFR7	15mm	1.5m	n/a	n/a	n/a	3A	20	30	0.36
	Spacemaker SST8	15mm	1.5m	n/a	n/a	n/a	3A	20	30	0.27
Hydronic Low Voltage	Award SFR7 12V	15mm	0.45m	•	n/a	n/a	3A	20	30	0.36
Electric	Sygnnet E	n/a	2.0m	n/a	n/a	n/a	10A	1012	2025	n/a

Spacemaker SST8

Finish

Anodised aluminium grille with removable centre section.

Installation

- Installs between floor joists or purpose made trenches in concrete floors
- Air intake and discharge through grille
- Unit must be earthed
- Suitable for two-pipe central heating systems only

Commissioning

Check water temperature is hot enough to activate low temperature cut-out (LTC). Vent screw accessible through grille.

Controls

Rocker switch - normal/off/boost - below grille.

Low temperature cut-out thermostat set to energise fan at approx. 42°C (108°F).

Accessories

Wall-mounted room thermostat with on/off switch.

Award SFR7 & Award SFR7 12V

Finish

Front casing 0.9mm zinc coated steel, polyester powder-coated. Paint specification: textured white BS 4800 00A01 18% gloss.

Installation

- Installs into stud walls
- Brickwork installation requires wood frame (not supplied)
- Transformer supplied with SELV model. Must be fitted remote from the bathroom/high humidity area
- Unit must be earthed (not 12 volt SELV)
- Suitable for two-pipe central heating systems only

Commissioning

Check water temperature is hot enough to activate low temperature cut-out (LTC).

Controls

Rocker switch - normal/off/boost.

Low temperature cut-out thermostat set to energise fan at approx. 42°C (108°F).

Accessories

Wall-mounted room thermostat with on/off switch.

Sygnnet E

Finish

Front casing and surface mounting kit 0.9mm zinc coated steel, polyester powder-coated. Paint specification: textured white BS 4800 00A01 18% gloss.

Installation

- May be recessed in stud walls or surface mounted
- Brickwork installation requires wood frame (not supplied)
- Unit must be earthed

Controls

Three rocker switches, fan off/fan-only, 1kW, 2kW.

Overheat protection: thermal cut-out. Manual reset procedure: switch power off at unit or mains, wait five minutes, switch power on.

Accessories

Wall-mounted room thermostat with on/off switch.