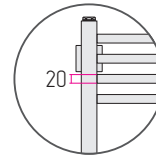


Modus

PREMIUMSTYLE

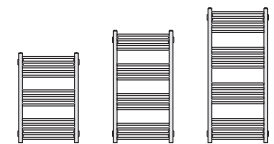
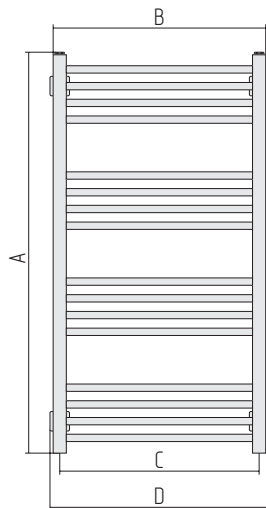
Art.	Heating capacity 55/45/20°C (W)	Heating capacity 75/65/20°C (W)	Total weight, inc. components and packaging (kg)	Internal volume (dm ³)	Recommended capacity of electric heating element (W)
**231	213	437	8,50	3,05	300
**233	248	509	11,10	3,47	300
**235	306	629	13,30	4,30	600



Piping connection points:



Attention!
An electric element should be mounted at the bottom of the collector marked with a red dot. Use the radiator only in vertical position - with an electric element at the bottom.



Art.	A	B	C	D	E	F	G	X	P	K
**231	806	530	500	550	54-70	80	640	86	30	70-86
**233	1006	530	500	550	54-70	80	840	86	30	70-86
**235	1206	530	500	550	54-70	80	1040	86	30	70-86

Colour range



50XXX
Polished Stainless Steel