

Grace MD067 800x500

Height: 800

Width: 500

Depth: 100

Weight HO: 5.5 kg

EO: 12.5 kg

Tube ϕ : 38

Pipe Centres: 462


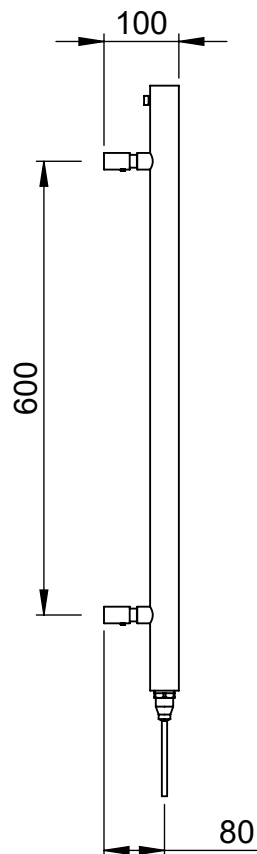

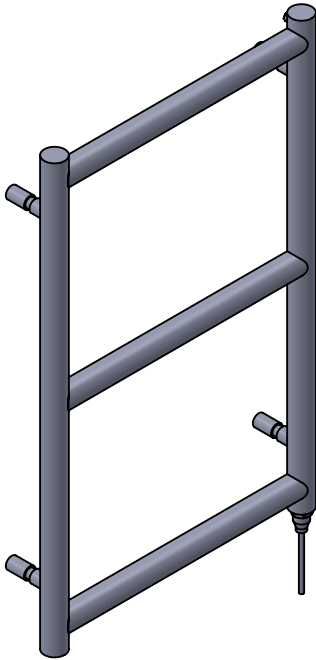
Elec. element if specified: 100

Output @ 50°C Δ T Watts: 140

BTUs: 478

All dimensions in millimetres

Manufactured from Mild Steel



*Dual energy models require a conversion-tee, consult relevant drawing for details.

Vogue UK Ltd. reserve the right to alter specifications without prior notice.
ALL MEASUREMENTS ARE NOMINAL DIMENSIONS ONLY, AND ARE NOT BINDING.



SCALE 1:10



VOGUE UK
TOWEL WARMERS & RADIATORS

Strawberry Lane, Willenhall
West Midlands WV13 3RS
Tel: 01902 387000 Fax: 01902 387001
e-mail:sales@vogueuk.co.uk www.vogueuk.co.uk

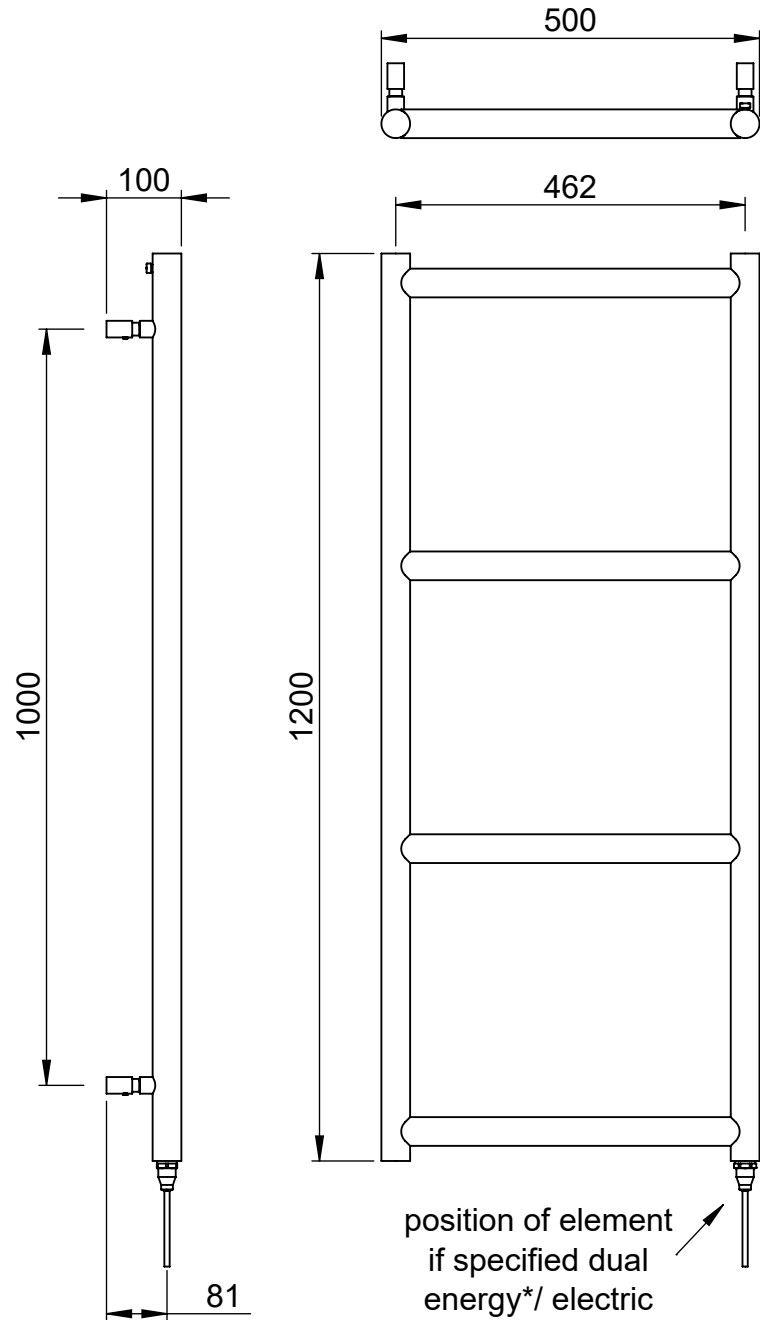
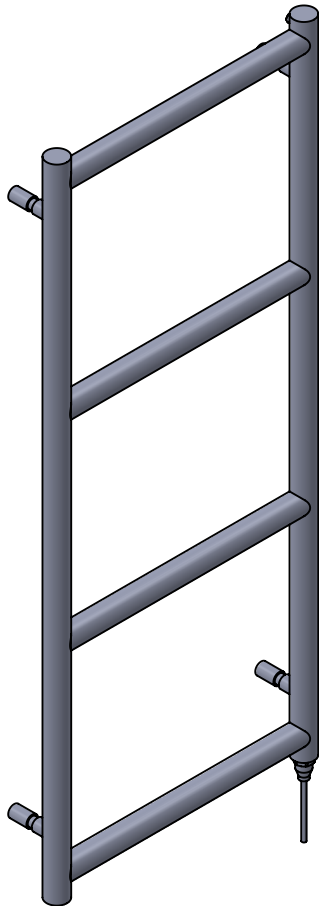
Grace MD067 1200x500

Height: 1200
Width: 500
Depth: 100
Weight HO: 8.4 kg
EO: 18.5 kg

Tube ϕ : 38
Pipe Centres: 462
Elec. element if specified: 125
Output @ 50°C Δ T Watts: 199
BTUs: 679

All dimensions in millimetres

Manufactured from Mild Steel



*Dual energy models require a conversion-tee, consult relevant drawing for details.

Vogue UK Ltd. reserve the right to alter specifications without prior notice.
ALL MEASUREMENTS ARE NOMINAL DIMENSIONS ONLY, AND ARE NOT BINDING.



SCALE 1:10



VOGUE UK
TOWEL WARMERS & RADIATORS

Strawberry Lane, Willenhall
West Midlands WV13 3RS
Tel: 01902 387000 Fax: 01902 387001
e-mail: sales@vogueuk.co.uk www.vogueuk.co.uk