


# HUXLEY

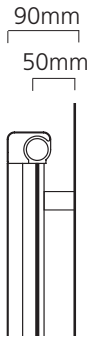
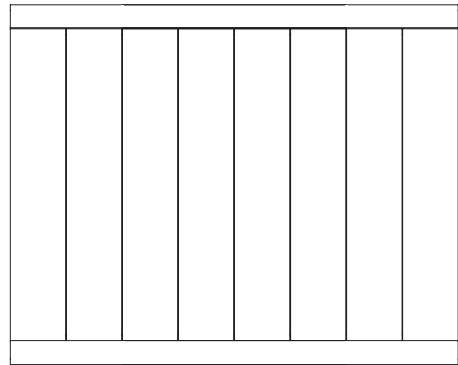
- Italian design & manufacture
- Combines low water content with high thermal efficiency
- Standard Textured Matt White RAL 9016 delivered in 48-72 hours
- 25 RAL colours, 8 special finishes, up to 15 working days (page 11)



### Sizes and Prices

Dimensions (mm)		Elements	Output Δt 50°C		Product Code
Height	Width		Watts	Btu's	
Horizontal					
548	800	8	626	2136	HUXL548008H
	1000	10	782	2668	HUXL541010H
	1200	12	938	3200	HUXL541212H
	1400	14	1095	3736	HUXL541414H
648	800	8	725	2474	HUXL648008H
	1000	10	906	3091	HUXL641010H
	1200	12	1087	3709	HUXL641212H
	1400	14	1268	4326	HUXL641414H
Vertical					
1848	300	3	691	2358	HUXL183003V
	400	4	921	3142	HUXL184004V ♦
	500	5	1151	3927	HUXL185005V
	600	6	1381	4712	HUXL186006V

### Pipe Centres and Technical Drawings




Top view



Pipe centres left to right = Width - 22mm plus valves  
Pipe centres from wall = 50mm  
Depth from wall = 90mm

25 RAL Colours & 8 special finishes available (page 11 for more details)



Please note: Due to printing processes & manufacturing tolerances the colour of finished radiators may vary from the colours represented in this brochure.



HUXLEY profile

+Valves Prices include  
Angled Chrome or White  
KINGSTON TRV's



Please specify at time of order



Horizontal in RAL 9006



♦ HUXLEY Vertical 1848mm x 400mm in White RAL 9016 with WELLINGTON TRV's.

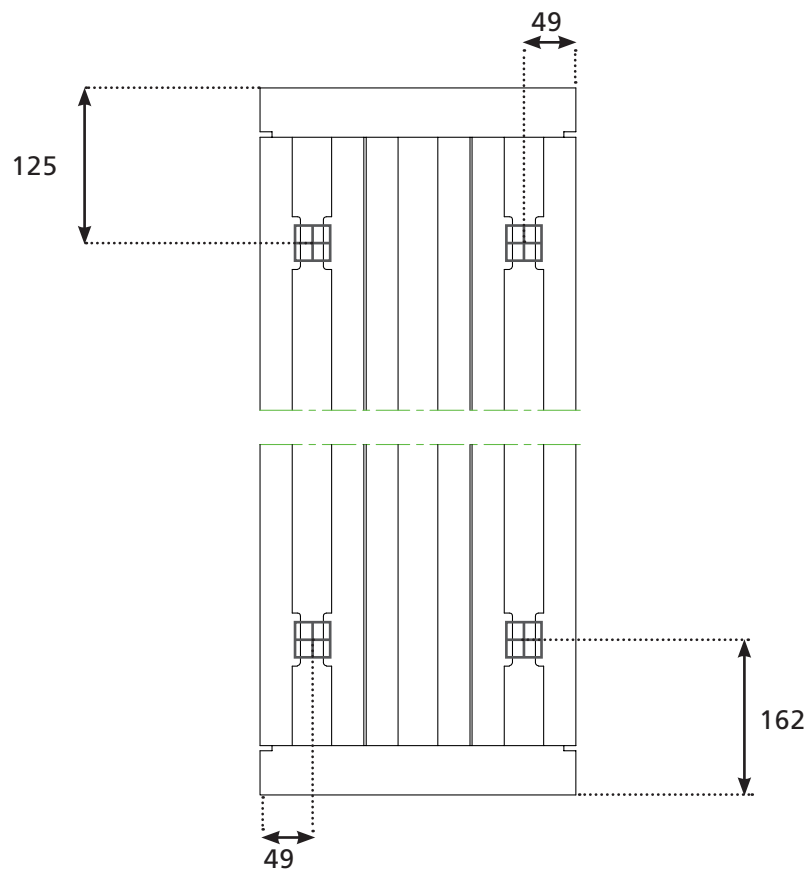
## Huxley Fitting Instructions

Please read these instructions and terms and conditions carefully prior to installation. Failure to do so may invalidate the warranty.



### Drawings

Fixing Positions for Brackets



### Pipe Centres

Pipe centres left to right	=	width minus 22mm plus valves
Pipe centres from wall	=	50mm
Depth from wall	=	90mm

## 1. Unpack & Inspect

This product should have reached you in perfect condition. Please carefully unpack and inspect this radiator and all fittings. Your point of purchase must be notified of any shortages or damage within 28 days of delivery. For further information please see terms and conditions on reverse.

## 2. Contents

### You should have:

- 1 Radiator
- 4 Brackets with plastic saddles
- 1 Airvent
- 1 Diverter (radiators over 1m high)
- 1 Blank plug

### You will need:

- Tape measure
- Electric drill and bits
- Spirit level
- Airvent key
- Appropriate wall fixings
- Spanner for valves & vents

## 3. Installing radiator

*Refer to diagrams overleaf when installing*

1. Position radiator on floor leaning up against wall in desired position
2. Mark Position of both sides of radiator
3. Measure inwards of your marks 49mm, this will give vertical lines for mounting brackets.
4. Mark desired height of radiator & the bottom of radiator.
5. Mount bracket 125mm down from the top and 162mm up from the bottom of radiator as per diagram
6. Ensure the plastic saddles are inserted on the brackets
7. Hang the radiator.

## 4. Identifying the diverter

**Please note a diverter is only required on radiators over 1 meter high**

The diverter is not fitted to the radiator at the time of delivery. You are supplied a screw in diverter

Ensure you mount the radiator the correct way up. The bottom of the radiator is marked with a sticker. Ascertain from which side the flow comes from. Using a 8mm hex key screw the provided diverter on this side.

## 5. Commission Radiator

**Please Note: In accordance with Part L1 2006 of the Building Regulations and BS7593:1992 code of practice for the treatment of hot water and central heating systems, we strongly recommend flushing the heating system post installation of new radiators and then adding the correct quantity and type of inhibitor for use with your radiator and system to prevent corrosion. Damage caused to systems not protected by a suitable inhibitor will not be covered by manufacturer's guarantee.**

## Technical Specifications

<b>Materials</b>	Aluminium
<b>Connections</b>	½" flow and return.
<b>Test pressure</b>	9 Bar
<b>Testing authority</b>	EN442
<b>Maximum operating pressure</b>	6 Bar
<b>Maximum working temperature</b>	90 °C
<b>Packaging</b>	Polystyrene protection in cardboard box

**PLEASE NOTE:** To reduce the possibility of noise caused by rapid heating and cooling of aluminium radiators; adequate capacity for expansion must be provided within the overall heating system. Systems using micro bore pipework must have adequate pressure and flow rates for the number and style of radiators on the system.

## Guarantees & Liabilities

This product is guaranteed for 10 years. As we are not the manufacturers of this product we will take all reasonable endeavours to make over to you the benefit of any warranty or guarantee given by the manufacturer.

The guarantees in all cases are subject to the products being installed in accordance with British and or European standards as well as these fitting instructions. The guarantees in all cases are restricted to the free of charge replacement or repair of the failed product only. Our liability will under no circumstances extend beyond the repair or replacement of the product supplied by us. Claims for either labour in replacement or damage to property are not admissible. Any goods that are returned, in the event of a problem, will belong to us.

## Terms & Conditions

All products must be inspected once removed from the packaging and your point of purchase notified within 28 days of delivery of any scratches, blemishes or other damage. Your point of purchase will then agree appropriate action. Imperfect radiators should therefore not be fitted and we will not accept responsibility for replacement of scratched or damaged radiators once they have been fitted. This includes any consequential loss or cost of fitting.

If we are not notified within 28 days of the date on the signed delivery note then it will be deemed that we have fully complied with our obligations and claims will not be considered.

Failure to comply with any of the above may invalidate any claims. We recommend that after you check the product on delivery that it is stored in its packaging to prevent damage prior to installation, we cannot accept responsibility for items damaged after delivery.

For full details of our Terms and Conditions please visit [www.supplies4heat.co.uk](http://www.supplies4heat.co.uk) or call us on 01342 306880.