

Lupin



1210 x 600 in Chrome with Chrome 3 Style valves



Electric Chrome option



Dual Fuel options see pages 116-117



1497mm x 500mm in RAL 9007 with Nickel Cylinder valves

Lupin Towel Rail pages 108-109

High quality Italian design & manufacture
Steel; 25mm straight cross tubes with 40mm 'D' shaped collectors
UKCA approved & certified to BS EN442

White RAL 9016 as standard, 25 RAL colours plus 30 Special Finishes + Chrome
Please call **01342 302250** for a RAL or Special Finish chart

Stock White RAL 9016 & Chrome: 48-72 Hours

Made to Order colours: Up to 3 weeks

Up to 6 weeks for White electric, 8 weeks for Chrome electric



SAVE MONEY! WHEN YOU BUY OUR CYLINDER KIT WITH ANY TOWEL RAIL ORDER* QUOTE **PROMOV3** AT TIME OF ORDER

Available in White or Chrome

Pipe centres left to right	Pipe centres from wall	Depth from wall
width - 44mm	57mm to 67mm	72mm to 82mm

Stock options White RAL 9016

Height (mm)	Width (mm)	Model	Watts $\Delta t 50^{\circ}c$	Btu's $\Delta t 50^{\circ}c$
718	400	LUPI7140	293	1000
	500	LUPI7150	363	1239
	600	LUPI7160	432	1474
1210	400	LUPI1240	472	1610
	500	LUPI1250	572	1952
	600	LUPI1260	671	2289
1497	400	LUPI1440	579	1976
	500	LUPI1450	700	2388
	600	LUPI1460	821	2801
1866	400	LUPI1840	717	2446
	500	LUPI1850	867	2958
	600	LUPI1860	1016	3467

Stock options Chrome

Height (mm)	Width (mm)	Model	Watts $\Delta t 50^{\circ}c$	Btu's $\Delta t 50^{\circ}c$
718	400	LUPI7140C	202	689
	500	LUPI7150C	243	829
	600	LUPI7160C	285	972
1210	400	LUPI1240C	306	1044
	500	LUPI1250C	374	1276
	600	LUPI1260C	442	1508
1497	400	LUPI1440C	378	1290
	500	LUPI1450C	456	1556
	600	LUPI1460C	534	1822
1866	400	LUPI1840C	463	1580
	500	LUPI1850C	568	1938
	600	LUPI1860C	673	2296

25 RAL colours are shown on page 197

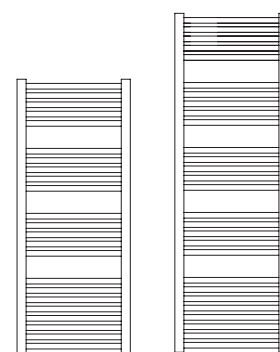
*Saving based on the value of individual items when bought separately. Order any of our selected valves & matching pipe covers at the same time as your radiator; PROMOV3W (white), PROMOV3C (chrome).

Made to order options - White electric

Height (mm)	Width (mm)	Model	Watts $\Delta t 50^{\circ}c$
718	400	LUPI7140EW	300
	500	LUPI7150EW	400
	600	LUPI7160EW	400
1210	400	LUPI1240EW	400
	500	LUPI1250EW	600
	600	LUPI1260EW	600
1497	400	LUPI1440EW	600
	500	LUPI1450EW	800
	600	LUPI1460EW	800
1866	400	LUPI1840EW	800
	500	LUPI1850EW	1000
	600	LUPI1860EW	1000

Made to order options - Chrome electric

Height (mm)	Width (mm)	Model	Watts $\Delta t 50^{\circ}c$
718	400	LUPI7140EC	200
	500	LUPI7150EC	300
	600	LUPI7160EC	300
1210	400	LUPI1240EC	300
	500	LUPI1250EC	400
	600	LUPI1260EC	400
1497	400	LUPI1440EC	400
	500	LUPI1450EC	400
	600	LUPI1460EC	600
1866	400	LUPI1840EC	400
	500	LUPI1850EC	600
	600	LUPI1860EC	800



Position of element electric models

The Lupin Electric range is available in white & chrome and supplied with a fully controllable electric element. Offering 8 function modes, they can be set to operate when you wish, on a daily basis or you can select one of the three pre-set programmes. The Open Window function detects an open external door or window and will turn the radiator off if it is allowing heat to escape so saving energy and money.

- Boost mode (2h at max power)
- Timer mode (configure different temperatures value for each hour and day of the week),
- Comfort mode (desired user temperature),
- Night mode, Pilot-wire mode, Antifreeze mode, Holiday mode
- Adaptive Start Control, open windows, ON/OFF button and a security lock for children.

Technical Specifications

Materials	Steel.
Connections	½" flow and return.
Test pressure	10.5 Bar
Maximum operating pressure	8 Bar
Maximum working temperature	95°C
Packaging	Polythene wrap and boxed

PLEASE NOTE: Systems using micro bore pipework must have adequate pressure and flow rates for the number and style of radiators on the system.

Terms & Conditions

All products must be inspected once removed from the packaging and The Radiator Company notified within 28 days of delivery of any scratches, blemishes or other damage. The Radiator Company will then replace the radiator.

Imperfect radiators should therefore not be fitted and The Radiator Company will not accept responsibility for replacement of scratched or damaged radiators once they have been fitted. This includes any consequential loss or cost of fitting.

If The Radiator Company are not notified within 28 days of the date on the signed delivery note then it will be deemed that The Radiator Company have fully complied with its obligations and claims will not be considered.

Failure to comply with any of the above may invalidate any claims.

We recommend that after you check the product on delivery that it is stored in its packaging to prevent damage prior to installation. The Radiator Company cannot accept responsibility for items damaged after delivery.

Guarantees & Liabilities

The Lupin is guaranteed for 10 years. The guarantees in all cases are subject to the products being installed in accordance with British and or European standards as well as these fitting instructions. The guarantees in all cases are restricted to the free of charge replacement or repair of the failed product only. Our liability will under no circumstances extend beyond the repair or replacement of the product supplied by us. Claims for either labour in replacement or damage to property are not admissible. Any goods that are returned, in the event of a problem, will belong to The Radiator Company.

A brand of **IRSAP**, Italy's leading manufacturer of design led radiators.

Fittings Instructions



Cod. 9531/00917

Please read these instructions and terms and conditions carefully prior to installation. Failure to do so may invalidate the warranty.

The Radiator Company
Units 13 - 14 Charlwoods Road
East Grinstead
West Sussex
RH19 2HU



LUP_2.3

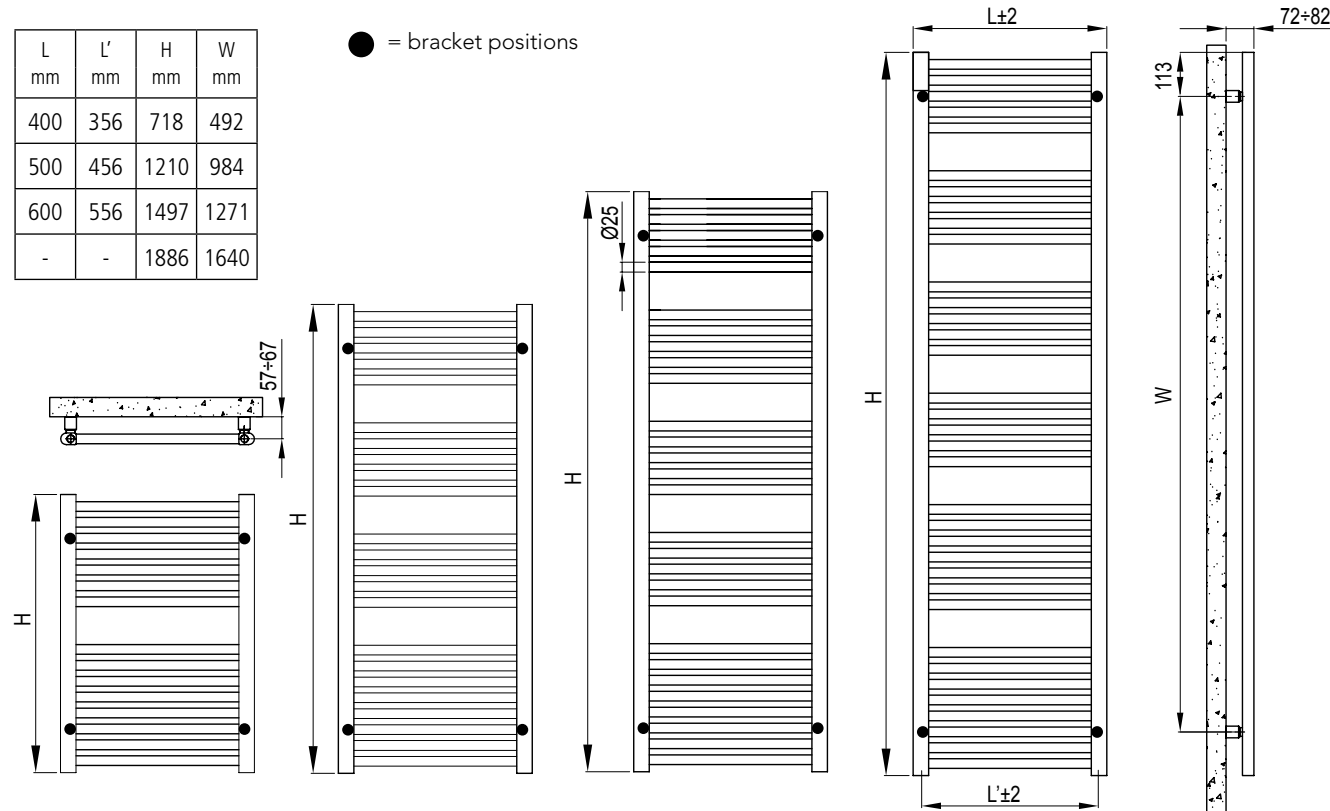
If you have any questions please contact us on 01342 302250
www.theradiatorcompany.co.uk

If you have any questions please contact us on 01342 302250
www.theradiatorcompany.co.uk

Diagrams of Lupin

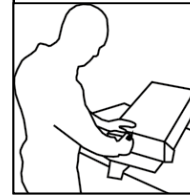
L mm	L' mm	H mm	W mm
400	356	718	492
500	456	1210	984
600	556	1497	1271
-	-	1886	1640

● = bracket positions



1 Unpack & Inspect

The Radiator Company prides itself on selecting products from manufacturers who exercise tight quality control measures. We only select models with excellent standards of welding and brazing, as well as high quality finishes. All of our products are well packaged and should reach you in perfect condition. Just in case



however, we offer a minimum 10-year no quibble guarantee for all radiators and towel rails.

Please carefully unpack and inspect this radiator and all fittings. The Radiator Company must be notified of any shortages or damage within 28 days of delivery. For further information please see terms and conditions on back page.

2 Contents

You should have:

- 1 Radiator
- 4 Wall brackets (in parts)
- 1 Airvent

You will need:

- Tape measure
- Electric drill and bits
- Spirit level
- Screwdrivers
- Allen Key

3 Commission

Please Note: In accordance with Part L1 2006 of the Building Regulations and BS7593:1992 code of practice for the treatment of hot water and central heating systems, we strongly recommend flushing the heating system post installation of new radiators and then adding the correct quantity and type of inhibitor for use with your radiator and system to prevent corrosion. Damage caused to systems not protected by a suitable inhibitor will not be covered by manufacturer's guarantee.

Pipe Centres

Pipe centres left to right = width minus 44 mm
 Pipe centres from wall = 57 mm - 67 mm
 Depth from wall = 72 mm - 82 mm

