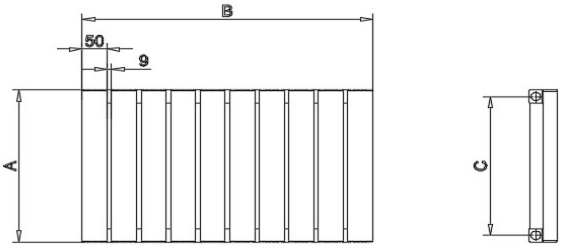
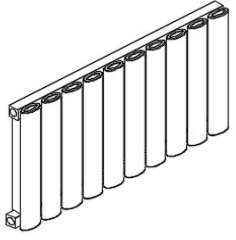






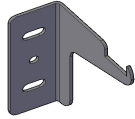
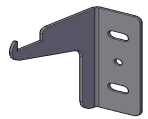

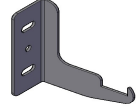
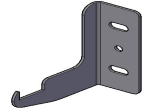








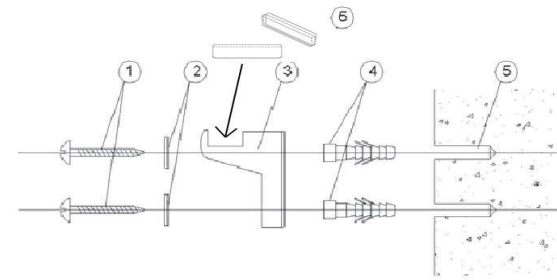


# NEVAL (SINGLE/DOUBLE) INSTALLATION GUIDE

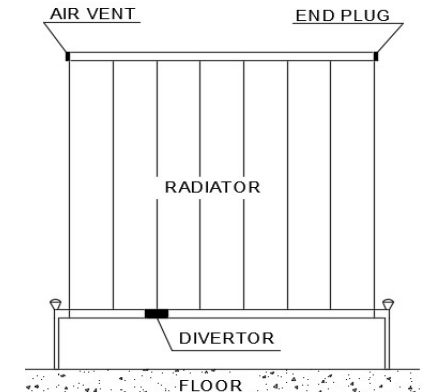
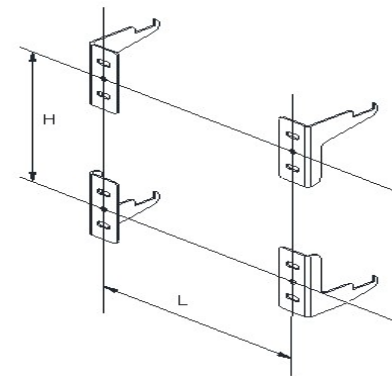
This product must be fitted only by a fully qualified installer.

DESCRIPTION	DESCRIPTION	ILLUSTRATION
  <b>RADIATOR x 1</b>	Fixing choose the appropriate fixing for the wall material if required  PTFE tape  Electric drill  Masonry drill bit appropriate to the fixings  Adjustable spanner  Radiator valve hex key	     
 <b>TOP - RIGHT CLIPS x 1</b>	 <b>TOP - LEFT CLIPS x 1</b>	Flat head and philips head screw drivers  
 <b>BOTTOM - RIGHT CLIPS x 1</b>	 <b>BOTTOM - LEFT CLIPS x 1</b>	1 lock shield valve and 1 gate or thermostatic valve  
 <b>END PLUG x 1</b>	 <b>FIXING SCREWS x 8</b>	Spirit level  
 <b>WASHERS x 8</b>	 <b>AIR VENT x 1</b>	Measuring tape  
 <b>WALL ANCHORS x 8</b>	 <b>GASKETS x 4</b>	

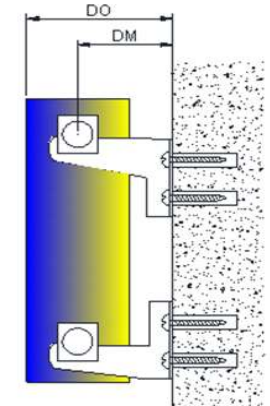


1-	SCREWS
2-	WASHERS
3-	CLIPS (BRACKETS)
4-	WALL ANCHORS
5-	WALL
6-	GASKET

**ATTENTION** : Gaskets must be placed as shown



NAMES	A	B	C	TUBE (QTY)	DM	DO	H	L
NEVAL (SINGLE)	600	404	545	7	34	73	480	255
NEVAL (SINGLE)	600	581	545	10	34	73	480	432
NEVAL (SINGLE)	600	817	545	14	34	73	480	668
NEVAL (SINGLE)	600	994	545	17	34	73	480	845
NEVAL (SINGLE)	600	1171	545	20	34	73	480	1022
NEVAL (SINGLE)	600	1407	545	24	34	73	480	1258
NEVAL (SINGLE)	1800	286	1745	5	34	73	1680	137
NEVAL (SINGLE)	1800	345	1745	6	34	73	1680	196
NEVAL (SINGLE)	1800	404	1745	7	34	73	1680	255
NEVAL (SINGLE)	1800	463	1745	8	34	73	1680	314
NEVAL (SINGLE)	1800	522	1745	9	34	73	1680	373
NEVAL (DOUBLE)	600	404	545	14	55	94	480	255
NEVAL (DOUBLE)	600	581	545	20	55	94	480	432
NEVAL (DOUBLE)	600	817	545	28	55	94	480	668
NEVAL (DOUBLE)	600	994	545	34	55	94	480	845
NEVAL (DOUBLE)	600	1171	545	40	55	94	480	1022
NEVAL (DOUBLE)	600	1407	545	48	55	94	480	1258
NEVAL (DOUBLE)	1800	286	1745	10	55	94	1680	137
NEVAL (DOUBLE)	1800	345	1745	12	55	94	1680	196
NEVAL (DOUBLE)	1800	404	1745	14	55	94	1680	255
NEVAL (DOUBLE)	1800	463	1745	16	55	94	1680	314
NEVAL (DOUBLE)	1800	522	1745	18	55	94	1680	373



## GENERAL RECOMMENDATION

- Before fitting the radiator it is necessary to wash out the heating system to remove any existing mud, scale, work residues, traces of flux, oil, etc.
- When the system water pH is outside the 5,5-8,5 range and/or when the dissolved is above 0,1mg/liter, it is always needed to protect the heating system components (the radiator is one of these) with a proper chemical treatment compatible with all parts in contact with water (silicon rubber too).
- In order to fit the radiator to the wall, it is necessary to choose the proper fixings for the wall material.
- If the system water exceeds 50°C, please install a warning mark near the radiator to avoid any accidental scalding.
- Clean the radiator surface only with a soft cloth to avoid scratching the finish and do not use chemical agents during cleaning operations. It is prohibited to climb on the radiator.
- Maximum working temperature 95°C, maximum working pressure 4 bar.