

APSLEY Towel Rail

- 22mm Cross Tubes with Extended Towel Bars
- Hydronic and Electric versions available
- White RAL 9016 as standard delivered in 48-72 hours
- 25 RAL colours and 8 special finishes delivered in up to 15 working days for hydronic models only (page 11)



Hydronic Sizes and Prices

Dimensions (mm)		Cross Tubes	Output Δt 50°C		Product Code
Height	Width		Watts	Btu's	
620	500	11	300	1024	APSL625011
	600	11	344	1174	APSL626011
900	500	16	440	1501	APSL905016
	600	16	506	1726	APSL906016
1100	500	19	540	1842	APSL115019
	600	19	622	2122	APSL116019
1300	500	24	641	2187	APSL135024
	600	24	737	2515	APSL136024 ♦

The APSLEY Towel Rail is suitable for use as dual fuel, please see pages 78-79 for available Electric Elements.

Electric Sizes and Prices in White Only

Supplied with an internalised heating element

Dimensions (mm)		Cross Tubes	Output Δt 50°C		Product Code
Height	Width		Watts		
760	500	14	400		APSL7650EW
1140	500	22	600		APSL1150EW
1580	500	30	800		APSL1550EW

Internal Heating Element (2 year guarantee)

- Electric towel rail supplied with a minimalist heating element
- Discreet underside control button & miniature front facing LED panel fitted to the right hand side. Note: This cannot be moved to the left hand side.
- 2 heat settings 45°C and 60°C regulating the internal radiator temperature, denoted by multi colour LED.
- Cable runs out through the bottom right mounting bracket
- Features a 2hr drying function. Compatible with external timer
- IPx5 (safe for use in bathroom). Oil filled. Class 1. CE Approved.



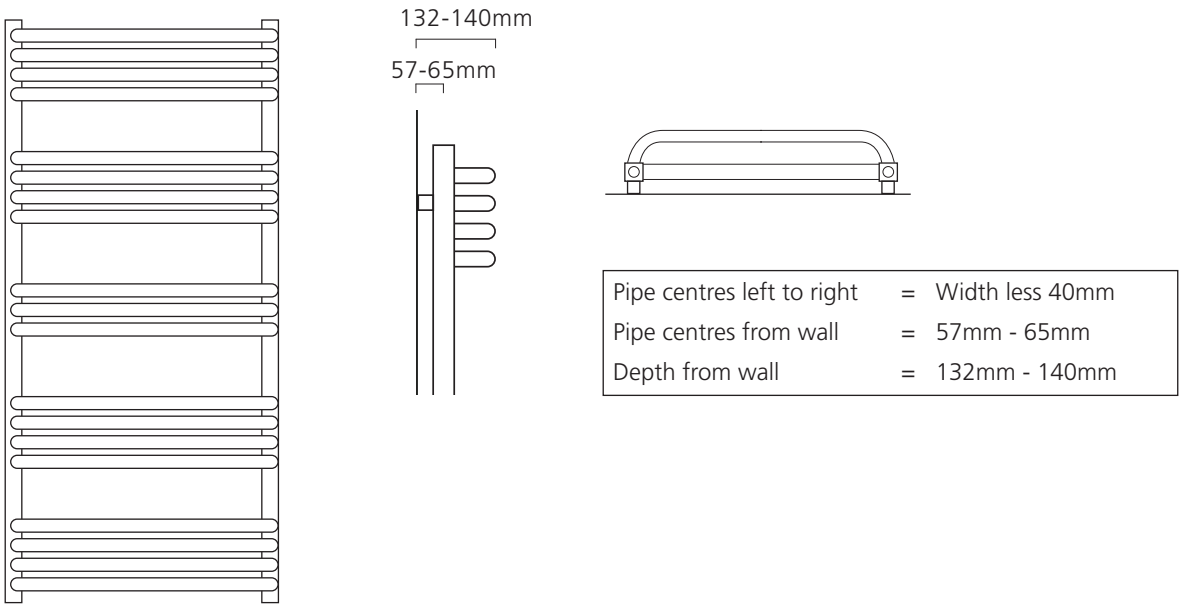
Electric sizes available

+Valves Prices include Angled Chrome DRAKE Valves.




Please specify at time of order

Pipe Centres and Technical Drawings



RAL 7016.



♦ APSLEY Towel Rail 1300mm x 600mm in Carbon shown with LIVINGSTONE Valves.

Apsley Fitting Instructions

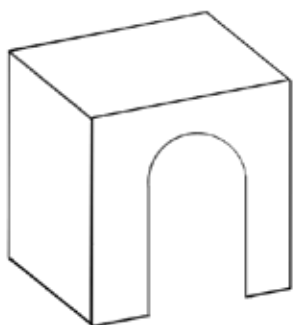
Towel Rail

Please read these instructions and terms and conditions carefully prior to installation. Failure to do so may invalidate the warranty.

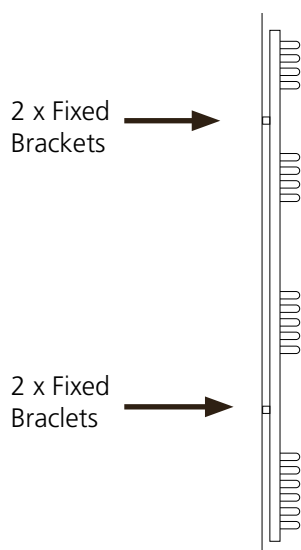


Drawings

Drawing 1 - Fixed Bracket



Drawing 2 - Bracket Positions



Drawing 3 - Bracket Position Measurements



Pipe Centres

Pipe centres left to right = width less 40mm

Pipe centres from wall = 45mm

Depth from wall = 120mm

1. Unpack & Inspect

This product should have reached you in perfect condition. Please carefully unpack and inspect this radiator and all fittings. Your point of purchase must be notified of any shortages or damage within 28 days of delivery.

For further information please see terms and conditions at the bottom of the page.

3. Fix Brackets

Brackets should be fixed using suitable drill bit, screws and plugs.

Mark and fix the 2 top brackets checking they are level. Hang radiator in position and mark the location of the 2 bottom brackets and fix in place.

PLEASE NOTE:

It is essential that all brackets are level and square prior to hanging the radiator to ensure a vertical alignment for connecting the pipe work.

2. Contents

You should have:

- 1 Towel Rail
- 1 Manual Airvent
- 1 Blanking Plug

You will need:

- Tape measure
- Electric drill and bits
- Spirit level
- Suitable Fittings

4. Hang & Commission Radiator

With the brackets firmly fixed and level, the radiator is lowered directly onto the brackets.

When commissioning your radiator on an indirect/closed system we recommend using a suitable quality and quantity of mixed metal inhibitor to protect against scale & corrosion.

Damage caused to systems not protected by a suitable inhibitor will not be covered by manufacturer's guarantee.

Technical Specifications

Materials	Steel
Connections	½" flow and return.
Test pressure	13 Bar
Testing authority	EN442
Maximum operating pressure	10 Bar
Maximum working temperature	95°C
Packaging	Wrapped in polythene & boxed.

PLEASE NOTE: Systems using micro bore pipe work must have adequate pressure and flow rates for the number and style of radiators on the system.

Guarantees & Liabilities

This product is guaranteed for 5 years. As we are not the manufacturers of this product we will take all reasonable endeavours to make over to you the benefit of any warranty or guarantee given by the manufacturer.

The guarantees in all cases are subject to the products being installed in accordance with British and or European standards as well as these fitting instructions. The guarantees in all cases are restricted to the free of charge replacement or repair of the failed product only. Our liability will under no circumstances extend beyond the repair or replacement of the product supplied by us. Claims for either labour in replacement or damage to property are not admissible. Any goods that are returned, in the event of a problem, will belong to us.

Terms & Conditions

All products must be inspected once removed from the packaging and your point of purchase notified within 28 days of delivery of any scratches, blemishes or other damage. Your point of purchase will then agree appropriate action. Imperfect radiators should therefore not be fitted and we will not accept responsibility for replacement of scratched or damaged radiators once they have been fitted. This includes any consequential loss or cost of fitting.

If we are not notified within 28 days of the date on the signed delivery note then it will be deemed that we have fully complied with our obligations and claims will not be considered. Failure to comply with any of the above may invalidate any claims. We recommend that after you check the product on delivery that it is stored in its packaging to prevent damage prior to installation, we cannot accept responsibility for items damaged after delivery.

For full details of our Terms and Conditions please visit www.supplies4heat.co.uk or call us on 01342 306880.