

## TECHNICAL INFORMATION

### STANDARD

### CONNECTIONS 1/2"

**F** = Flow

**R** = Return

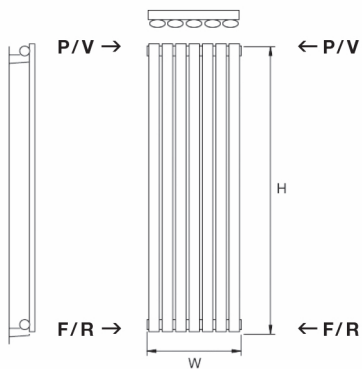
**P** = Plug

**V** = Vent

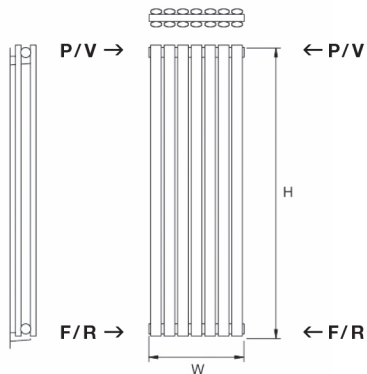
### PIPE CENTRES

**Vertical** = radiator width + valves

**Horizontal** = radiator width - 45mm



SINGLE VERTICAL



DOUBLE VERTICAL

### SINGLE VERTICAL

Wall to front face = 105mm

Wall to pipe centre = 65mm

### DOUBLE VERTICAL

Wall to front face = 105mm

Wall to pipe centre = 65mm

### SINGLE HORIZONTAL

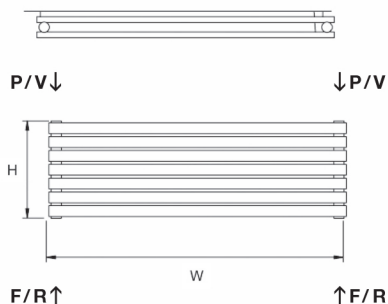
Wall to front face = 61mm

Wall to pipe centre = 20mm

### DOUBLE HORIZONTAL

Wall to front face = 105mm

Wall to pipe centre = 61mm



Additional horizontal brackets + £26.00 (inc VAT)