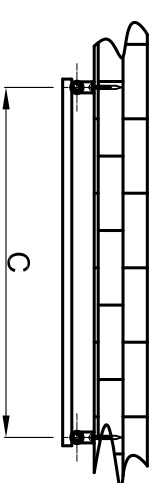
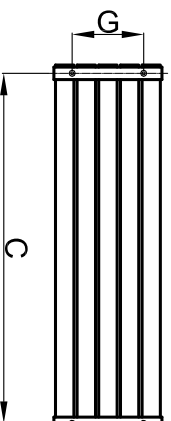
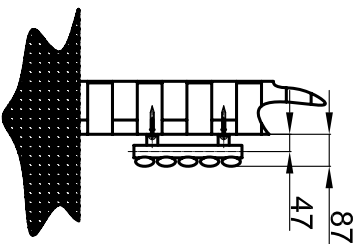
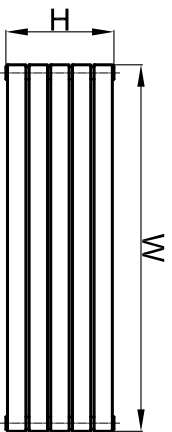


NVHS



front view

side view

back view

top view

supplied installation accessories

-  X4
-  X4
-  X4
-  X4

- Vertical Mounting
- Optional Rail Color Selection
- Max Operational Pressure:6Bar
- Inlet/Outlet:1/2"Female Pipe Thread
- All Dimensions are in mm

product name	product code	Height		width		Thickness	Plumbing axes center to center	Wall to Pipe cent	Wall Distance	Tube Quantity	empty weight
		H	mm	W	mm						
RND-NVH210S	RND-NVH210S	295	1000	56	955	56	1155	47	87	5	8.3
RND-NVH212S	RND-NVH212S	295	1200	56	1155	56	1155	47	87	5	10.0
RND-NVH214S	RND-NVH214S	295	1400	56	1355	56	1355	47	87	5	11.8
RND-NVH506S	RND-NVH506S	590	600	56	555	56	555	47	87	10	13.0
RND-NVH508S	RND-NVH508S	590	800	56	755	56	755	47	87	10	17.3
RND-NVH510S	RND-NVH510S	590	1000	56	955	56	955	47	87	10	21.6
RND-NVH512S	RND-NVH512S	590	1200	56	1155	56	1155	47	87	10	25.9

