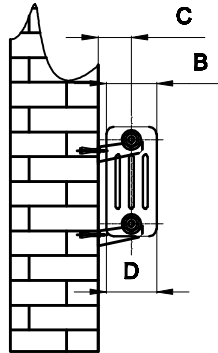
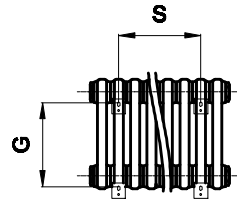


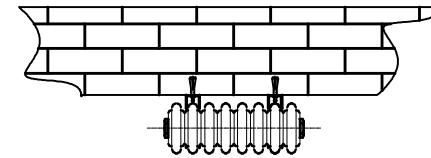
Front View



Side View



Back View



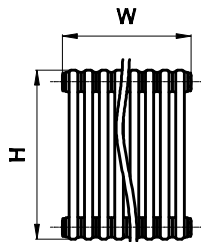
Top View

**SUPPLIED INSTALLATION ACCESSORIES**

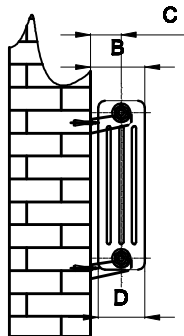
- X4    — X8    ○ X2
- X4    ● X1    ○ X1

- Vertical Mounting
- Optional Color Selection
- Max Operational Pressure:8Bar
- Inlet/Outlet:1/2"Female Pipe Thread
- All Dimensions are in mm

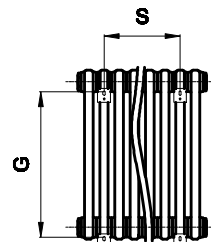
Product Code	Product Name	pipe number	Height	Width	Thickness	hanger Axes Horizontal	Wall to front face of the bracket	hanger Axes vertical	Wall to pipe center distance	Empty Weight	Water volume
			H	W	D	S	B	G	C		
		-	mm	mm	mm	mm	mm	mm	mm	kg	l
4/C322	COLONA 300X1010	22	300	1010	140	855	160	230	95	24.6	10.03
4/C326	COLONA 300X1190	26	300	1190	140	1035	160	230	95	29.1	11.85
4/C330	COLONA 300X1370	30	300	1370	140	1215	160	230	95	33.6	13.68



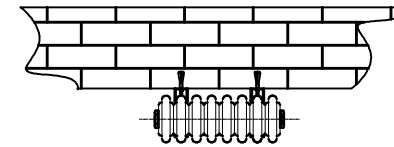
Front View



Side View



Back View



Top view

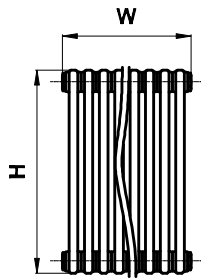
SUPPLIED INSTALLATION ACCESSORIES

— X4 — X8 ○ X2

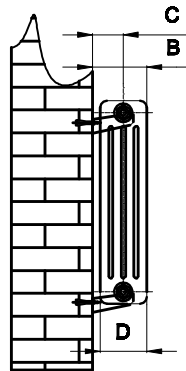
🔧 X4 ● X1 ○ X1

- Vertical Mounting
- Optional Color Selection
- Max Operational Pressure:0.8Bar
- Inlet/Outlet:1/2"Female Pipe Thread
- All Dimensions are in mm

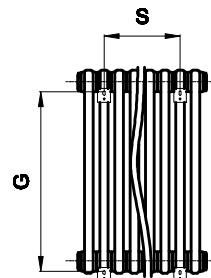
Product Code	Product Name	pipe number	Height	Width	Thickness	hanger Axis Horizontal	Wall to front face of the bracket	hanger Axis vertical	Wall to pipe center distance	Empty Weight	Water volume
			H mm	W mm	D mm	S mm	B mm	G mm	C mm		
4/C513	COLONA 500X605	13	500	605	140	450	160	430	95	22.3	9.88
4/C517	COLONA 500X785	17	500	785	140	630	160	430	95	29.1	12.92
4/C522	COLONA 500X1010	22	500	1010	140	855	160	430	95	37.7	16.72
4/C526	COLONA 500X1190	26	500	1190	140	1035	160	430	95	44.6	19.76
4/C530	COLONA 500X1370	30	500	1370	140	1215	160	430	95	51.4	22.80



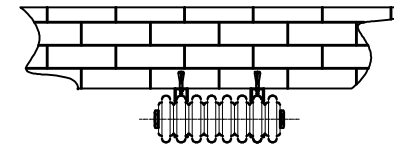
Front View



Side View



Back View



Top view

SUPPLIED INSTALLATION ACCESSORIES

— X4 — X8 ○ X2

🔧 X4 ● X1 ○ X1

- Vertical Mounting
- Optional Color Selection
- Max Operational Pressure:6Bar
- Inlet/Outlet:1/2"Female Pipe Thread
- All Dimensions are in mm

Product Code	Product Name	pipe number	Height	Width	Thickness	hanger Axis Horizontal	Wall to front face of the bracket	hanger Axis vertical	Wall to pipe center distance	Empty Weight	Water volume
			H	W	D	S	B	G	C		
			mm	mm	mm	mm	mm	mm	mm	kg	l
4/C613	COLONA 600X605	13	600	605	140	450	160	530	95	24.2	11.85
4/C617	COLONA 600X785	17	600	785	140	630	160	530	95	31.6	15.50
4/C622	COLONA 600X1010	22	600	1010	140	855	160	530	95	41	20.06
4/C626	COLONA 600X1190	26	600	1190	140	1035	160	530	95	48.4	23.71
4/C630	COLONA 600X1370	30	600	1370	140	1215	160	530	95	55.9	27.36