

# Boxa CN009A-MS 620x450

Height: 620

Width: 450

Depth: 120

Weight HO: 5.5 kg

EO: 12.5 kg

Tube  $\phi$  : 40sq + 40x20

Pipe Centres: 410

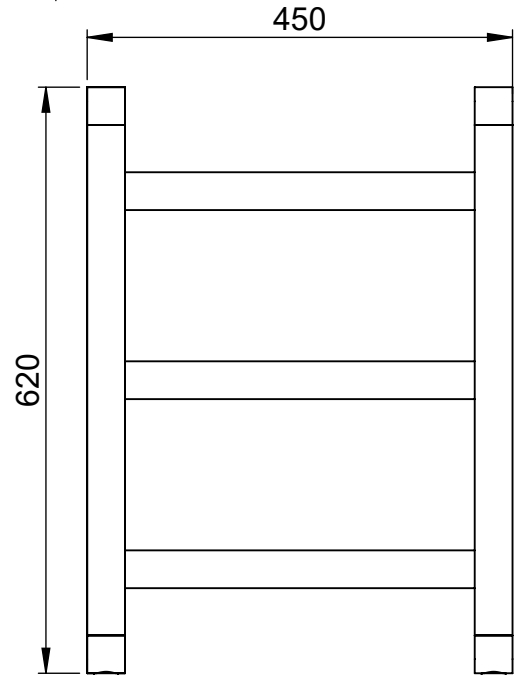
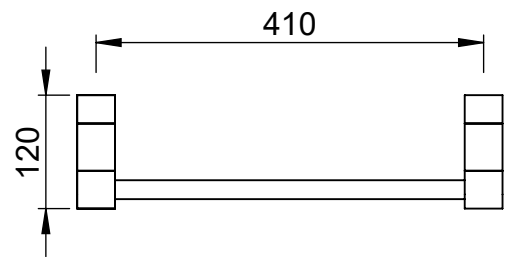
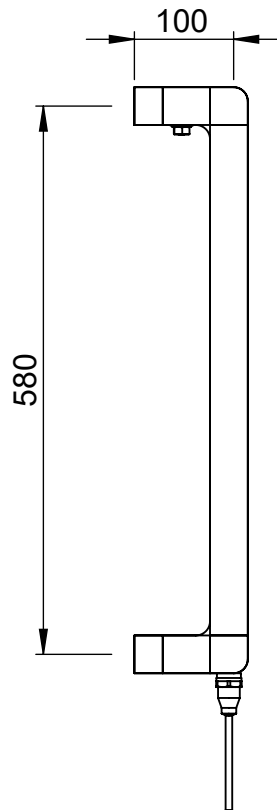
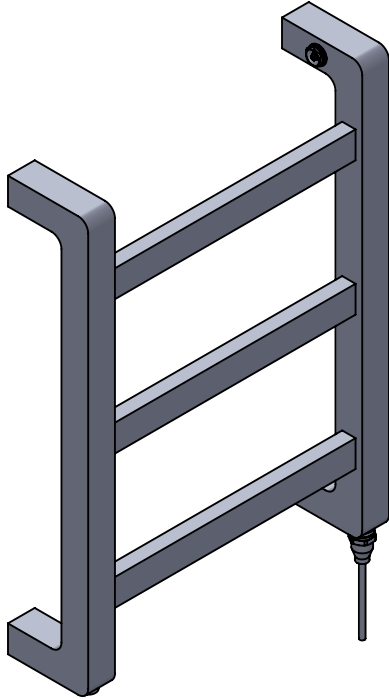
Elec. element if specified: 100

Output @ 50° C  $\Delta$  T Watts: 199

BTUs: 679

All dimensions in millimetres

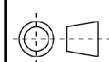
Manufactured from Mild Steel



position of element  
if specified dual  
energy\*/ electric

\*Dual energy models require a conversion-tee, consult relevant drawing for details.

Vogue UK Ltd. reserve the right to alter specifications without prior notice.  
ALL MEASUREMENTS ARE NOMINAL DIMENSIONS ONLY, AND ARE NOT BINDING.



**SCALE 1:8**



**VOGUE UK**  
TOWEL WARMERS & RADIATORS

Strawberry Lane, Willenhall  
West Midlands WV13 3RS  
Tel: 01902 387000 Fax: 01902 387001  
e-mail:sales@vogueuk.co.uk www.vogueuk.co.uk

# Boxa CN009B-MS 1060x450

Height: 1060

Width: 450

Depth: 120

Weight HO: 9.5 kg

EO: 19.5 kg

Tube  $\phi$  : 40sq + 40x20

Pipe Centres: 410

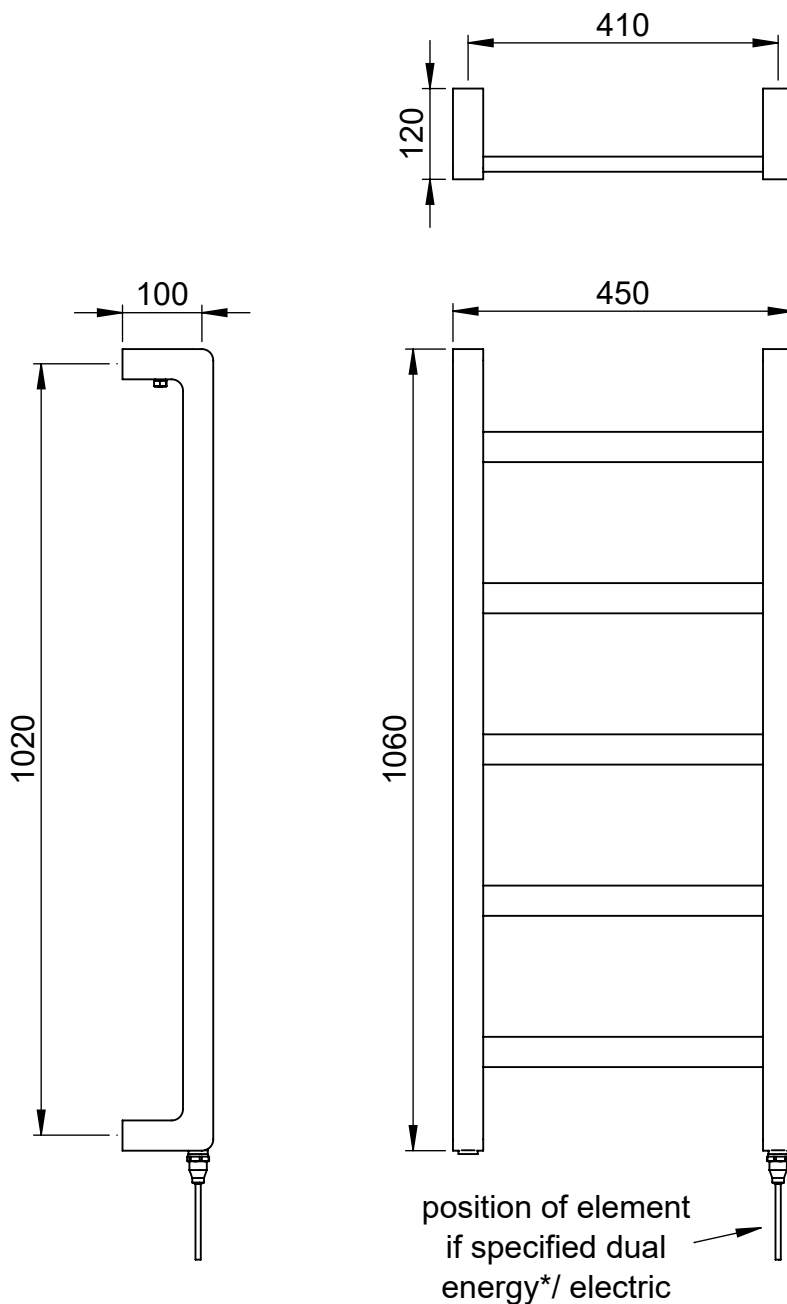
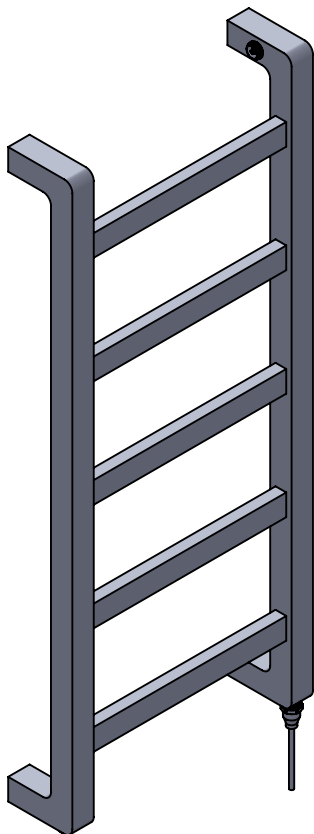
Elec. element if specified: 150

Output @ 50° C  $\Delta$  T Watts: 290

BTUs: 989

All dimensions in millimetres

Manufactured from Mild Steel



\*Dual energy models require a conversion-tee, consult relevant drawing for details.

Vogue UK Ltd. reserve the right to alter specifications without prior notice.  
ALL MEASUREMENTS ARE NOMINAL DIMENSIONS ONLY, AND ARE NOT BINDING.



**SCALE 1:10**



**VOGUE UK**  
TOWEL WARMERS & RADIATORS

Strawberry Lane, Willenhall  
West Midlands WV13 3RS  
Tel: 01902 387000 Fax: 01902 387001  
e-mail: sales@vogueuk.co.uk www.vogueuk.co.uk

# Boxa CN009C-MS 1500x450

Height: 1500

Width: 450

Depth: 120

Weight HO: 19.5 kg

EO: 29.5 kg

Tube  $\phi$  : 40sq + 40x20

Pipe Centres: 410

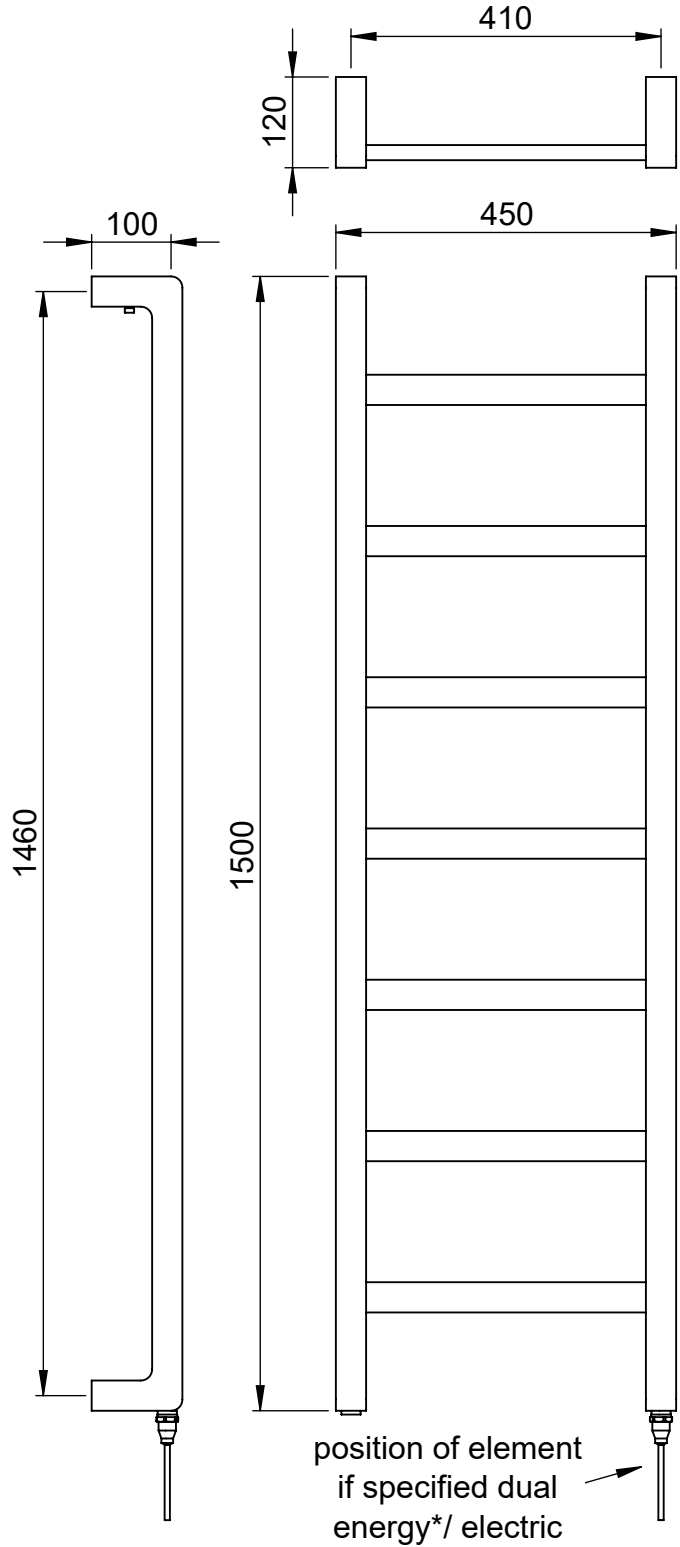
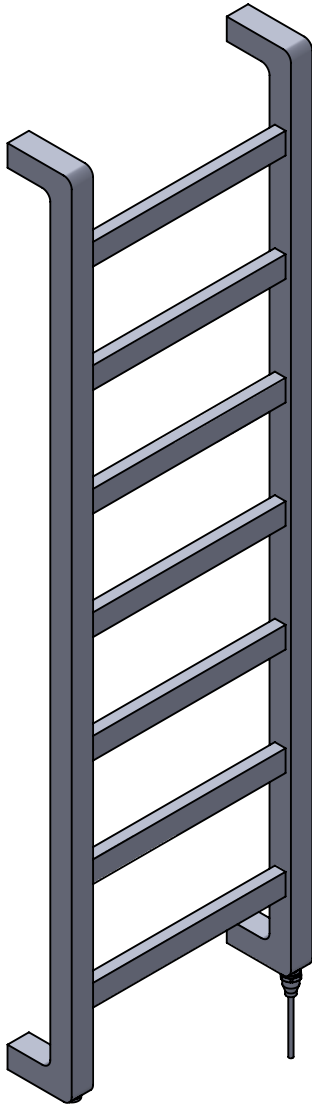
Elec. element if specified: 150

Output @ 50° C  $\Delta$  T Watts: 437

BTUs: 1491

All dimensions in millimetres

Manufactured from Mild Steel



\*Dual energy models require a conversion-tee, consult relevant drawing for details.

Vogue UK Ltd. reserve the right to alter specifications without prior notice.  
ALL MEASUREMENTS ARE NOMINAL DIMENSIONS ONLY, AND ARE NOT BINDING.



**SCALE 1:10**



**VOGUE UK**  
TOWEL WARMERS & RADIATORS

Strawberry Lane, Willenhall  
West Midlands WV13 3RS  
Tel: 01902 387000 Fax: 01902 387001  
e-mail:sales@vogueuk.co.uk www.vogueuk.co.uk

# Boxa CN009A-SS 620x450

Height: 620

Width: 450

Depth: 120

Weight HO: 5.5 kg

EO: 12.5 kg

Tube  $\phi$  : 40sq + 40x20

Pipe Centres: 410

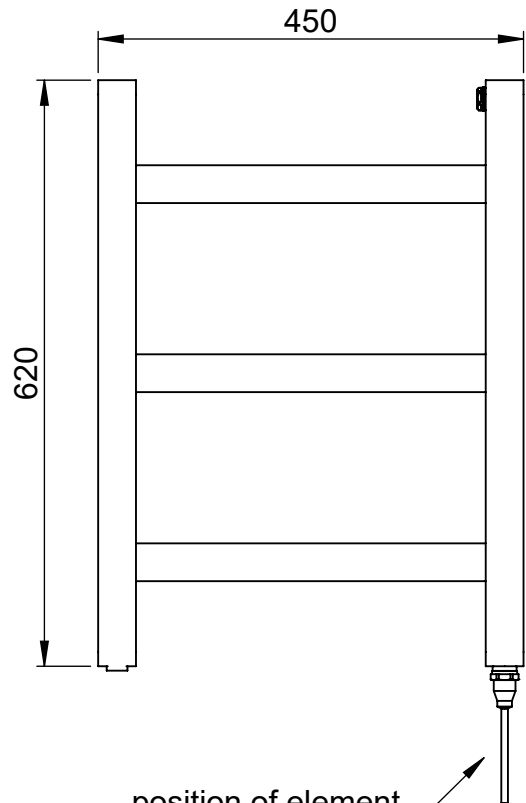
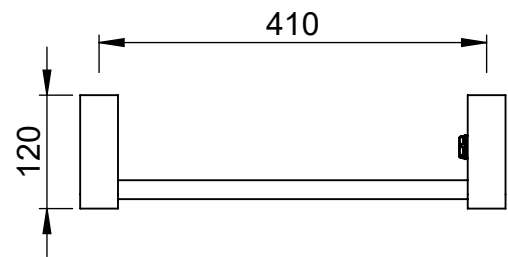
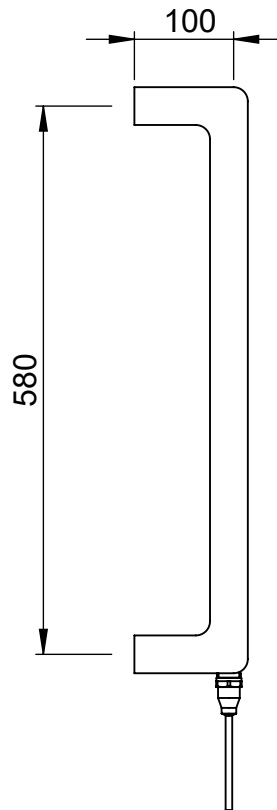
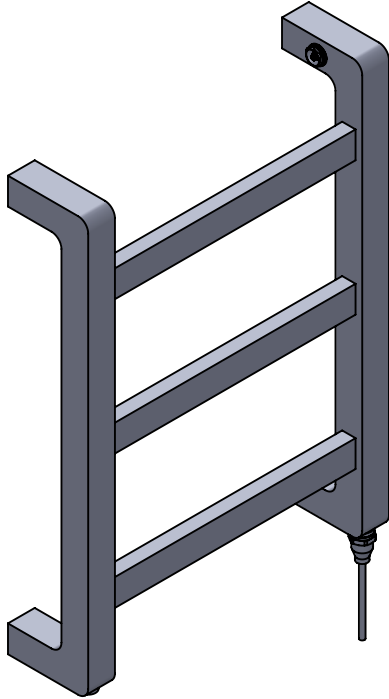
Elec. element if specified: 100

Output @ 50° C  $\Delta$  T Watts: 199

BTUs: 679

All dimensions in millimetres

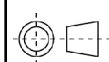
Manufactured from 1.4301/X5CrNi18-10 stainless steel



position of element  
if specified dual  
energy\*/ electric

\*Dual energy models require a conversion-tee, consult relevant drawing for details.

Vogue UK Ltd. reserve the right to alter specifications without prior notice.  
ALL MEASUREMENTS ARE NOMINAL DIMENSIONS ONLY, AND ARE NOT BINDING.



**SCALE 1:8**



**VOGUE UK**  
TOWEL WARMERS & RADIATORS

Strawberry Lane, Willenhall  
West Midlands WV13 3RS  
Tel: 01902 387000 Fax: 01902 387001  
e-mail:sales@vogueuk.co.uk www.vogueuk.co.uk

# Boxa CN009B-SS 1060x450

Height: 1060

Width: 450

Depth: 120

Weight HO: 9.5 kg

EO: 19.5 kg

Tube  $\phi$ : 40sq + 40x20

Pipe Centres: 410

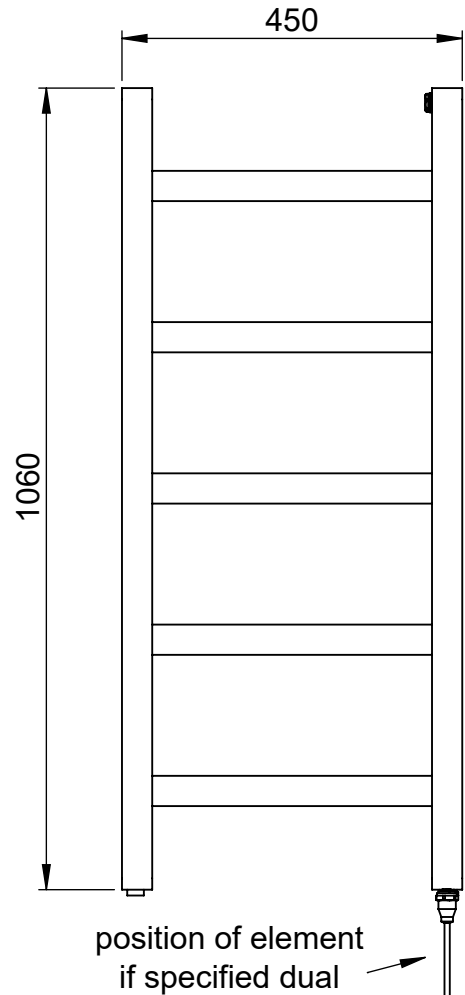
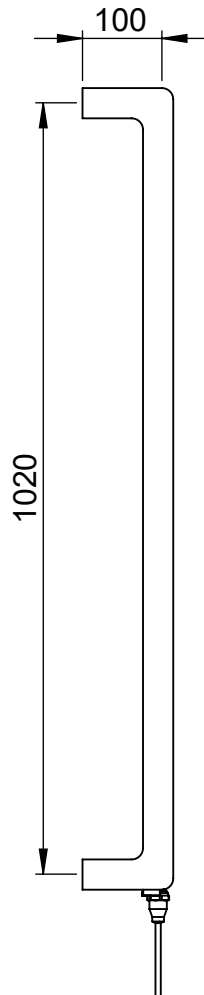
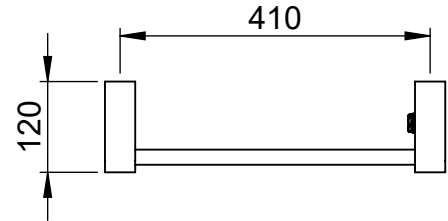
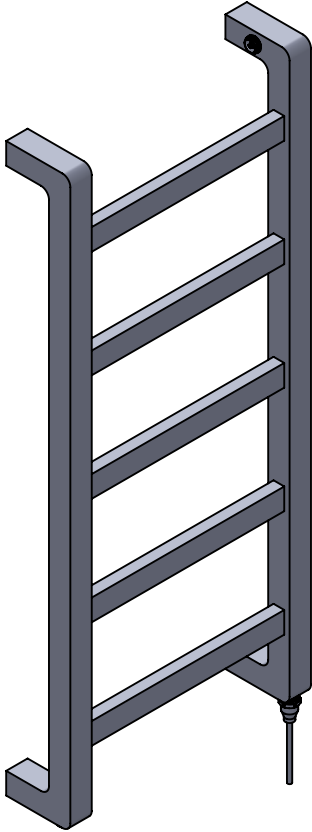
Elec. element if specified: 125

Output @ 50° C  $\Delta$  T Watts: 290

BTUs: 989

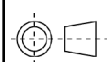
All dimensions in millimetres

Manufactured from 1.4301/X5CrNi18-10 stainless steel



\*Dual energy models require a conversion-tee, consult relevant drawing for details.

Vogue UK Ltd. reserve the right to alter specifications without prior notice.  
ALL MEASUREMENTS ARE NOMINAL DIMENSIONS ONLY, AND ARE NOT BINDING.



SCALE 1:10



**VOGUE UK**  
TOWEL WARMERS & RADIATORS

Strawberry Lane, Willenhall  
West Midlands WV13 3RS  
Tel: 01902 387000 Fax: 01902 387001  
e-mail: sales@vogueuk.co.uk www.vogueuk.co.uk

# Boxa CN009C-SS 1500x450

Height: 1500

Width: 450

Depth: 120

Weight HO: 19.5 kg

EO: 29.5 kg

Tube  $\phi$  : 40sq + 40x20

Pipe Centres: 410

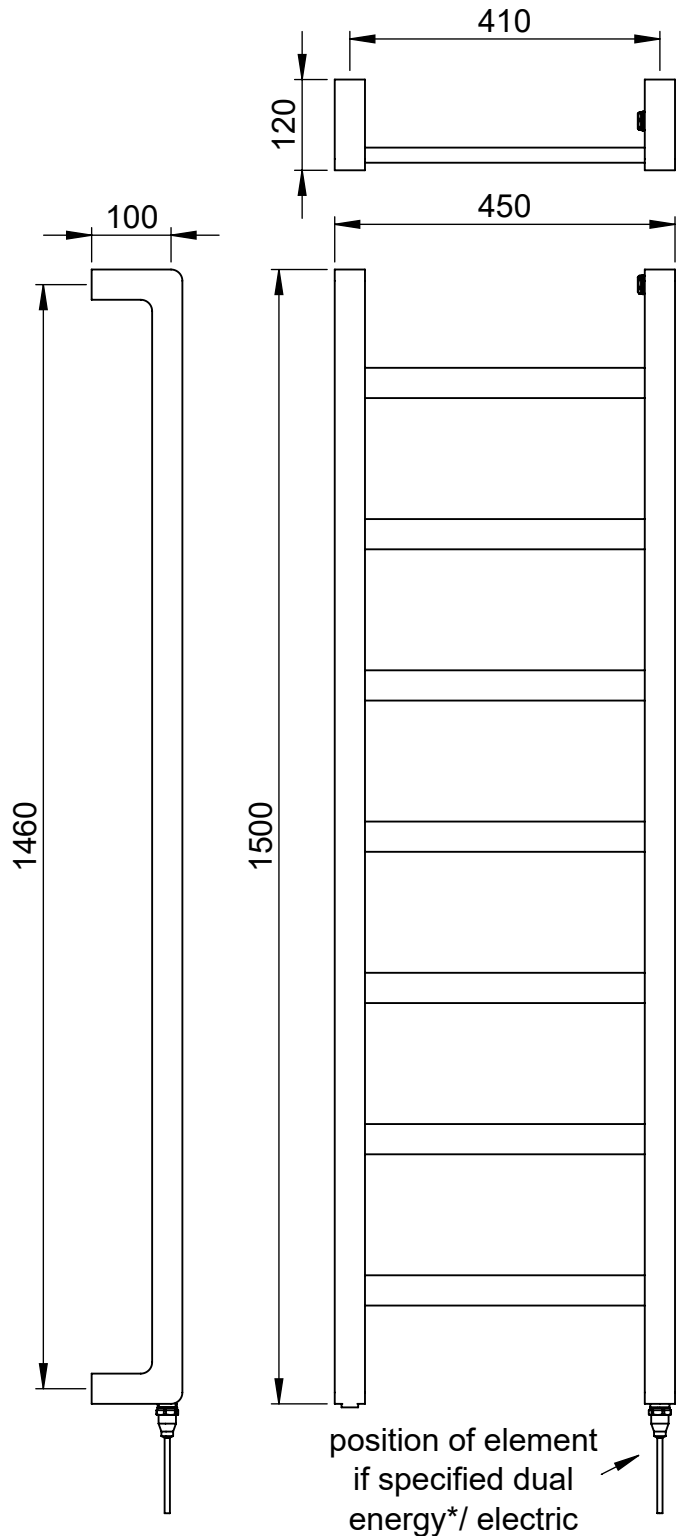
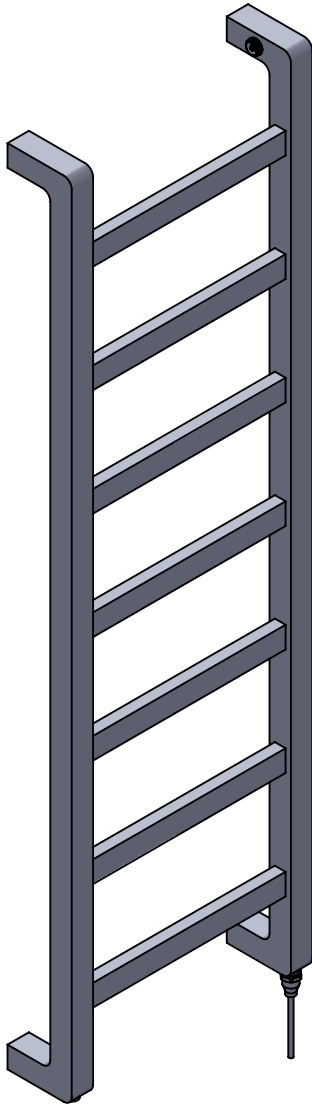
Elec. element if specified: 200

Output @ 50° C  $\Delta$  T Watts: 437

BTUs: 1491

All dimensions in millimetres

Manufactured from 1.4301/X5CrNi18-10 stainless steel



\*Dual energy models require a conversion-tee, consult relevant drawing for details.

Vogue UK Ltd. reserve the right to alter specifications without prior notice.  
ALL MEASUREMENTS ARE NOMINAL DIMENSIONS ONLY, AND ARE NOT BINDING.



SCALE 1:10



**VOGUE UK**  
TOWEL WARMERS & RADIATORS

Strawberry Lane, Willenhall  
West Midlands WV13 3RS  
Tel: 01902 387000 Fax: 01902 387001  
e-mail:sales@vogueuk.co.uk www.vogueuk.co.uk