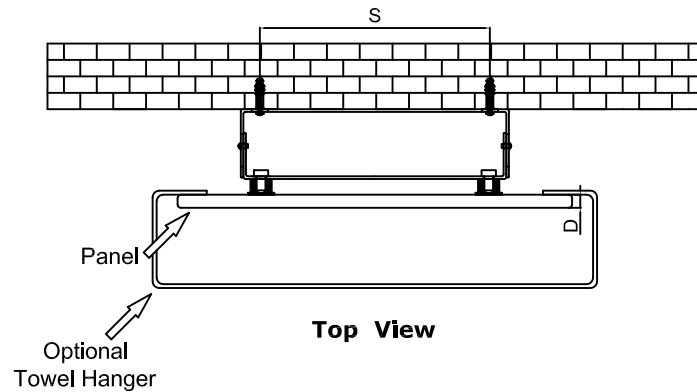
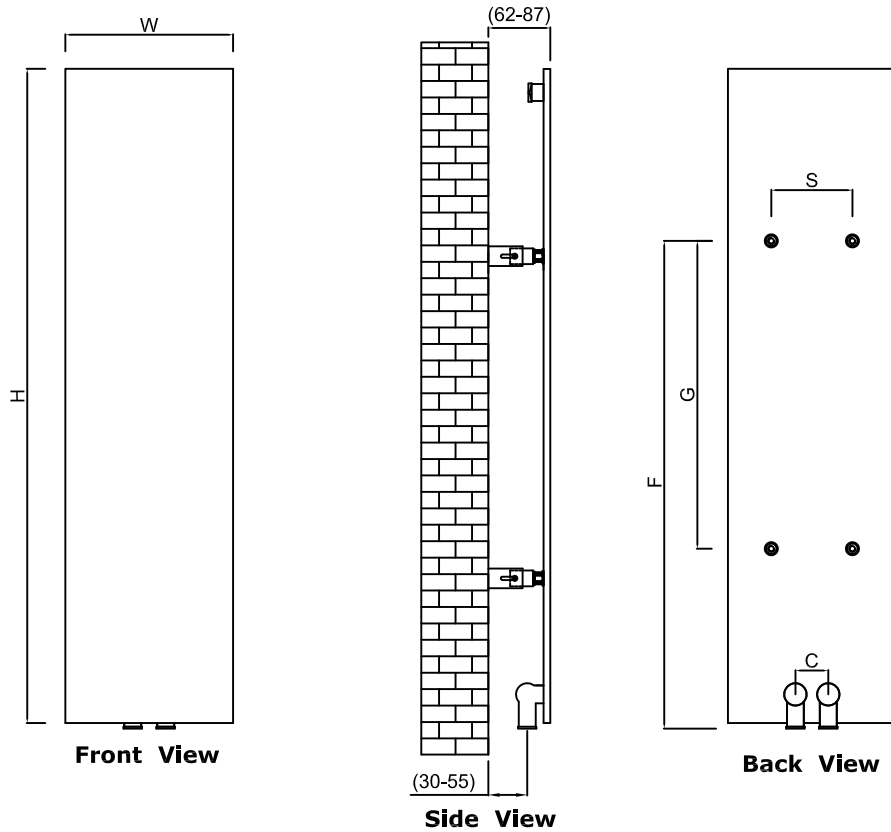
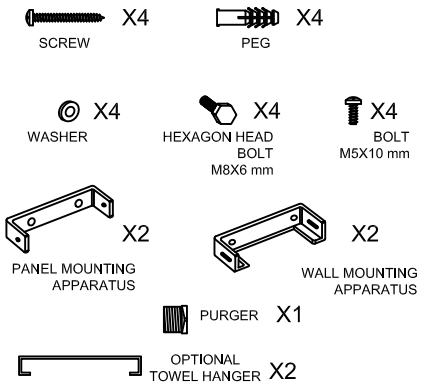


SLIMLINE - 300

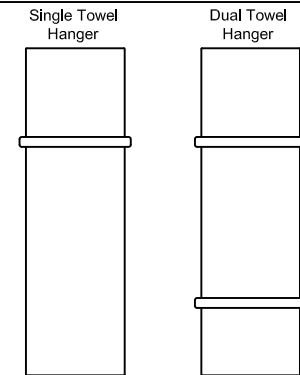


Top View

SUPPLIED INSTALLATION ACCESSORIES



TOWEL HANGER OPTIONS

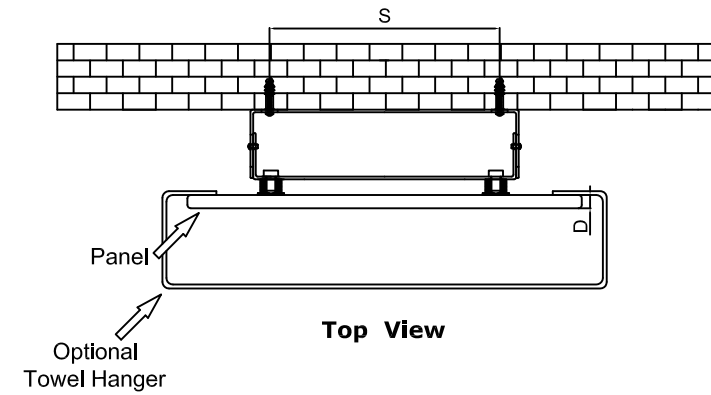
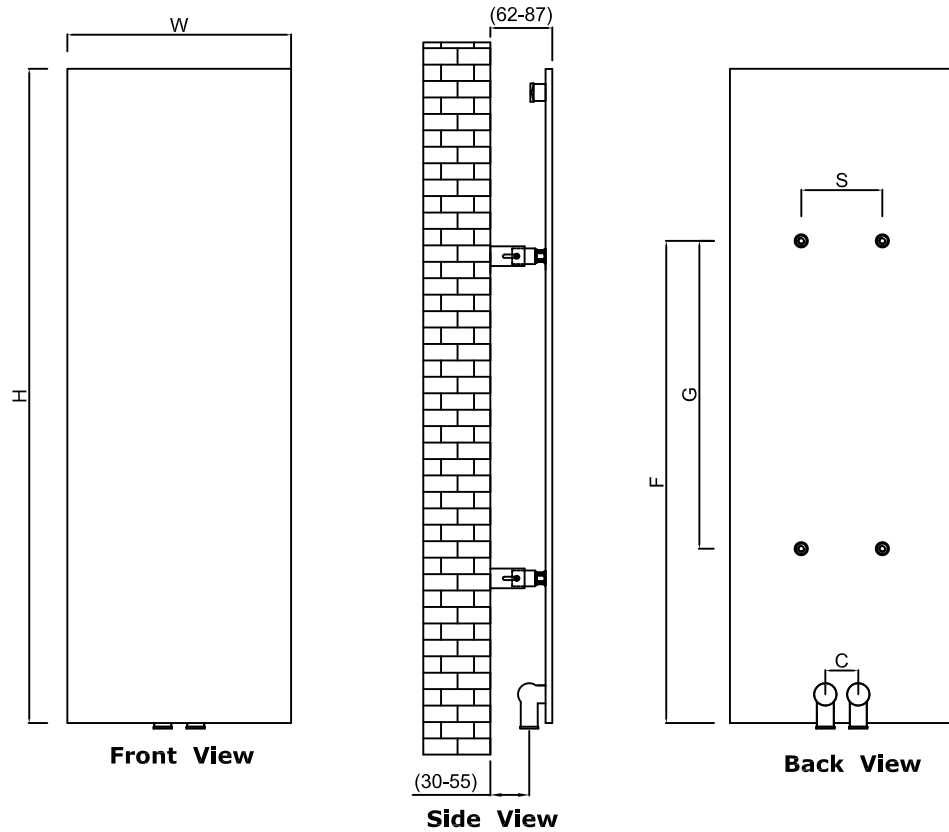


- Vertical Mounting
- Optional Chromium Coated Towel Hanger: (RND-SLNTR03S : SLIMLINE RADIATOR CHROME 300 TOWEL BAR)
- Optional Ral Color Selection
- Max Operational Pressure: 6 Bar
- Inlet/Outlet: 1/2" Female Pipe Thread
- All Dimensions are in mm

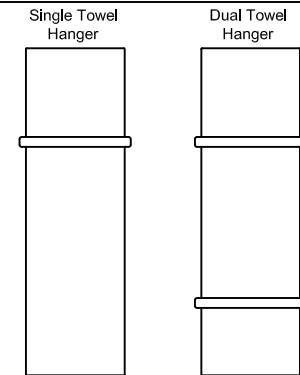
Product Name	Product Code	Height	Width	Thickness	Plumbing Axes Center to Center	Hanger Axes Horizontal	Hanger to Bottom of the Product	Hanger Axes Vertical	Water Volume	Empty Weight	Thermal Output
		H	W	D	C	S	F	G	-	-	Watt - BTU/hr (Δ50°)
		mm	mm	mm	mm	mm	mm	mm	L	kg	
SLIMLINE 470 X 300	RND-SLN04703	470	300	13	50	175	392	240	0.4	4.0	185 - 631
SLIMLINE 770 X 300	RND-SLN07703	770	300	13	50	175	572	360	0.6	6.1	304 - 1036
SLIMLINE 1170 X 300	RND-SLN11703	1170	300	13	50	175	877	600	0.9	8.8	462 - 1576
SLIMLINE 1470 X 300	RND-SLN14703	1470	300	13	50	175	1117	720	1.2	10.8	581 - 1981
SLIMLINE 1770 X 300	RND-SLN17703	1770	300	13	50	175	1357	840	1.4	12.9	700 - 2385



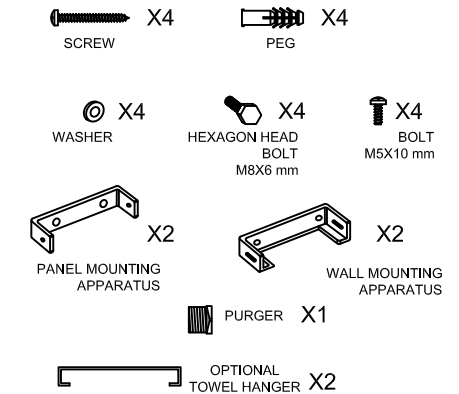
SLIMLINE - 400



TOWEL HANGER OPTIONS



SUPPLIED INSTALLATION ACCESSORIES

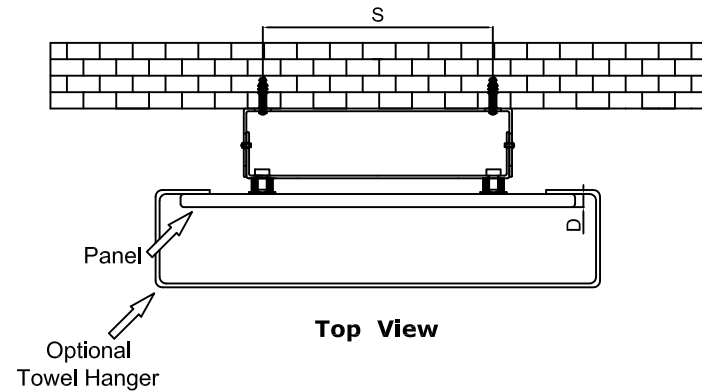
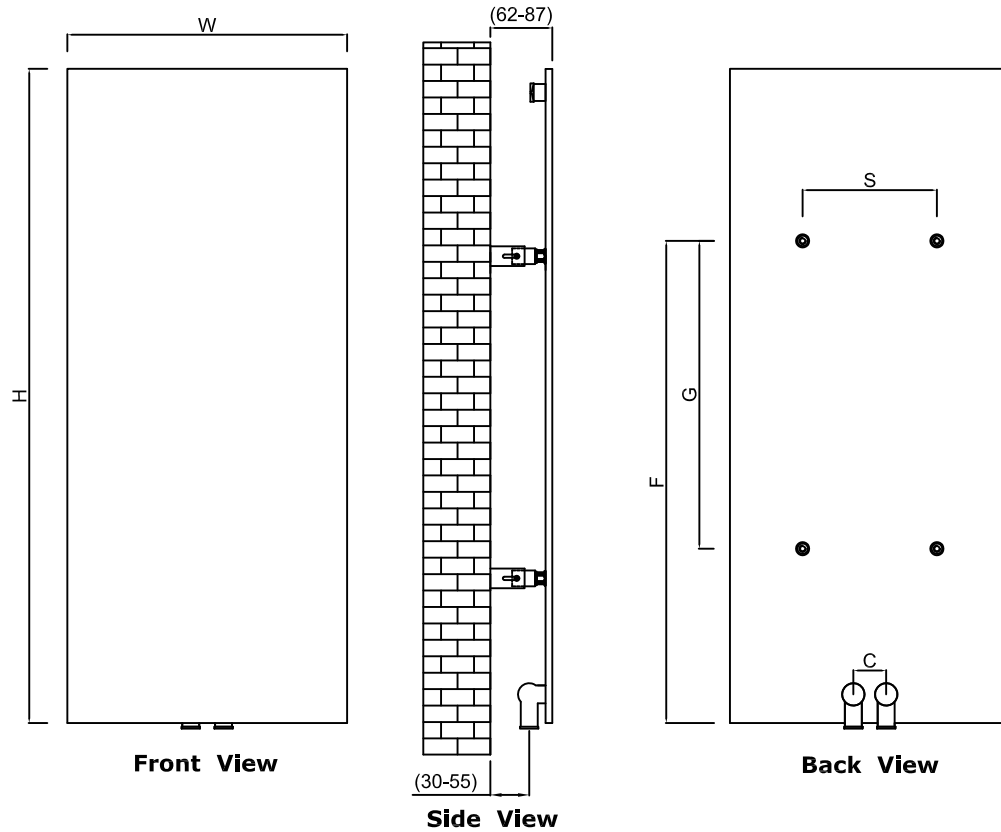


-Vertical Mounting
 -Optional Chromium Coated Towel Hanger:
 (RND-SLNTR04S : SLIMLINE RADIATOR CHROME 400 TOWEL BAR)
 -Optional Ral Color Selection
 -Max Operational Pressure: 6 Bar
 -Inlet/Outlet: 1/2" Female Pipe Thread
 -All Dimensions are in mm

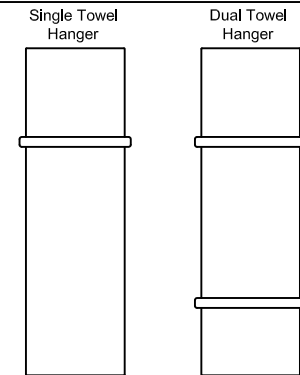
Product Name	Product Code	Height	Width	Thickness	Plumbing Axes Center to Center	Hanger Axes Horizontal	Hanger to Bottom of the Product	Hanger Axes Vertical	Water Volume	Empty Weight	Thermal Output Watt - BTU/hr (Δ50°)
		H	W	D	C	S	F	G	-	-	
		mm	mm	mm	mm	mm	mm	mm	L	kg	
SLIMLINE 1170 X 400	RND-SLN11704	1170	400	13	50	175	877	600	1.3	11.4	616 - 2101
SLIMLINE 1470 X 400	RND-SLN14704	1470	400	13	50	175	1117	720	1.6	14.1	774 - 2640
SLIMLINE 1770 X 400	RND-SLN17704	1770	400	13	50	175	1357	840	1.9	16.9	932 - 3178



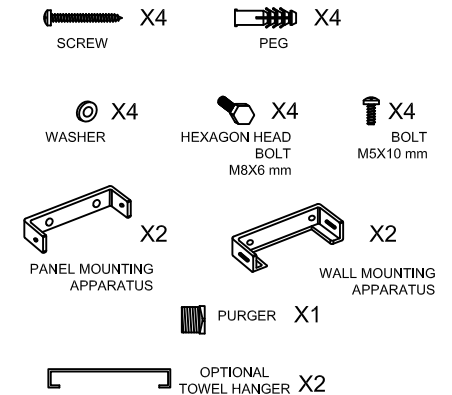
SLIMLINE - 500



TOWEL HANGER OPTIONS



SUPPLIED INSTALLATION ACCESSORIES

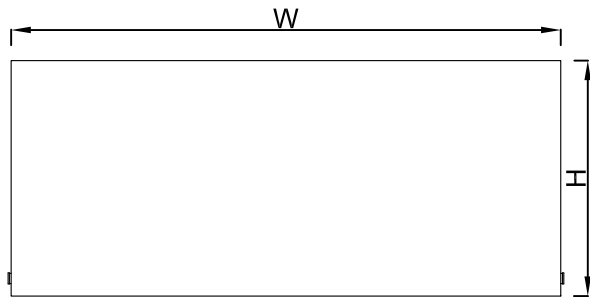


-Vertical Mounting
-Optional Chromium Coated Towel Hanger: (RND-SLNTR05S : SLIMLINE RADIATOR CHROME 500 TOWEL BAR)
-Optional Ral Color Selection
-Max Operational Pressure: 6 Bar
-Inlet/Outlet: 1/2" Female Pipe Thread
-All Dimensions are in mm

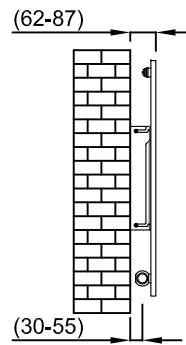
Product Name	Product Code	Height	Width	Thickness	Plumbing Axes Center to Center	Hanger Axes Horizontal	Hanger to Bottom of the Product	Hanger Axes Vertical	Water Volume	Empty Weight	Thermal Output Watt - BTU/hr (Δ50°)
		H	W	D	C	S	F	G	-	-	
		mm	mm	mm	mm	mm	mm	mm	L	kg	
SLIMLINE 1170 X 500	RND-SLN11705	1170	500	13	50	240	907	600	1.6	14.1	770 - 2625
SLIMLINE 1470 X 500	RND-SLN14705	1470	500	13	50	240	1147	780	2.0	17.5	968 - 3301
SLIMLINE 1770 X 500	RND-SLN17705	1770	500	13	50	240	1387	900	2.4	20.9	1165 - 3973



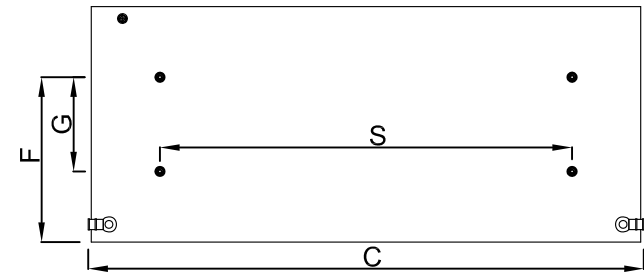
SLIMLINE - 600



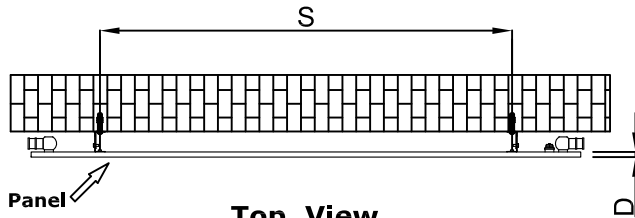
Front View



Side View



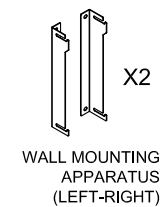
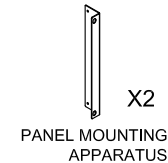
Back View



Top View

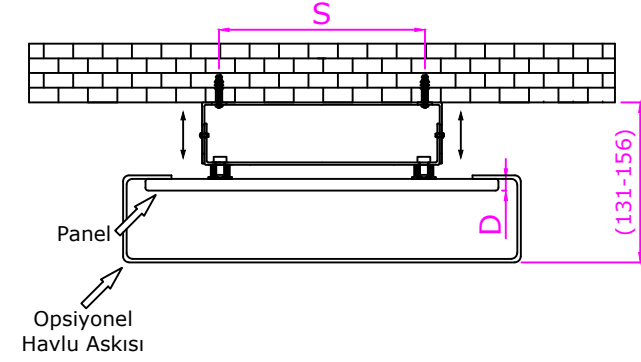
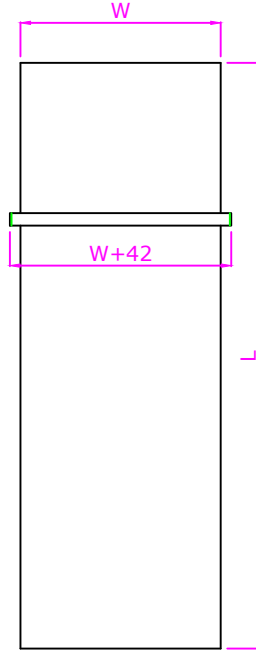
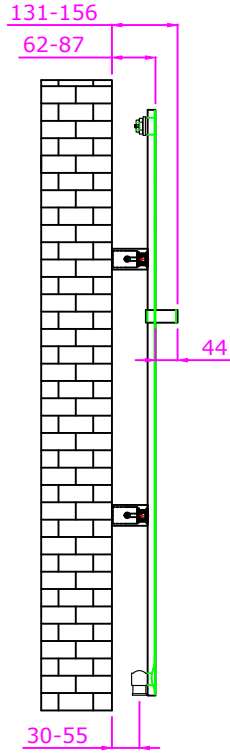
- Horizontal Mounting
- Optional Ral Color Selection
- Max Operational Pressure: 6 Bar
- Inlet/Outlet: 1/2" Female Pipe Thread
- All Dimensions are in mm

SUPPLIED INSTALLATION ACCESSORIES



Product Name	Product Code	Height	Width	Thickness	Plumbing Axes Center to Center	Hanger Axes Horizontal	Hanger to Bottom of the Product	Hanger Axes Vertical	Water Volume	Empty Weight	Thermal Output
		H	W	D	C	S	F	G			
		mm	mm	mm	mm	mm	mm	mm			
SLIMLINE 600x400	RND-SLN06004	600	400	13	410	240	420	240	0.7	6.8	316 - 1077
SLIMLINE 600x600	RND-SLN06006	600	600	13	610	420	420	240	1	9.5	474 - 1618
SLIMLINE 600x800	RND-SLN06008	600	800	13	810	450	420	240	1.3	12.2	631 - 2154
SLIMLINE 600x1000	RND-SLN06010	600	1000	13	1010	660	420	240	1.6	14.9	790 - 2695
SLIMLINE 600x1200	RND-SLN06012	600	1200	13	1210	940	420	240	1.9	17.6	947 - 3231
SLIMLINE 600x1400	RND-SLN06014	600	1400	13	1410	1050	420	240	2.3	20.3	1106 - 3772





ÜRÜN ADI	ÜRÜN KODU	YÜKSEKLİK	GENİSLİK	KALINLIK	Askı Eksenleri Yatay
		L	W	D	S
		mm	mm	mm	mm
SLIMLINE 1170 X 300	RND-SLN11703	1170	300	13	175
SLIMLINE 1170 X 400	RND-SLN11704	1170	400	13	175
SLIMLINE 1170 X 500	RND-SLN11705	1170	500	13	240
SLIMLINE 1470 X 300	RND-SLN14703	1470	300	13	175
SLIMLINE 1470 X 400	RND-SLN14704	1470	400	13	175
SLIMLINE 1470 X 500	RND-SLN14705	1470	500	13	240
SLIMLINE 1770 X 300	RND-SLN17703	1770	300	13	175
SLIMLINE 1770 X 400	RND-SLN17704	1770	400	13	175
SLIMLINE 1770 X 500	RND-SLN17705	1770	500	13	240