

Art.	Heating capacity 55/45/20°C (W)	Heating capacity 75/65/20°C (W)	Total weight, inc. components and packaging (kg)	Internal volume (dm <sup>3</sup> )	Recommended capacity of electric heating element (W)
**016	131	268	4,80	1,72	300
**019	169	348	6,00	2,23	300
**022	195	400	7,60	2,53	300

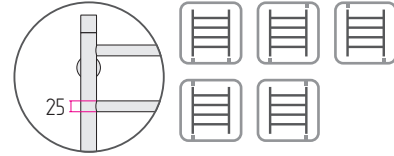


Water



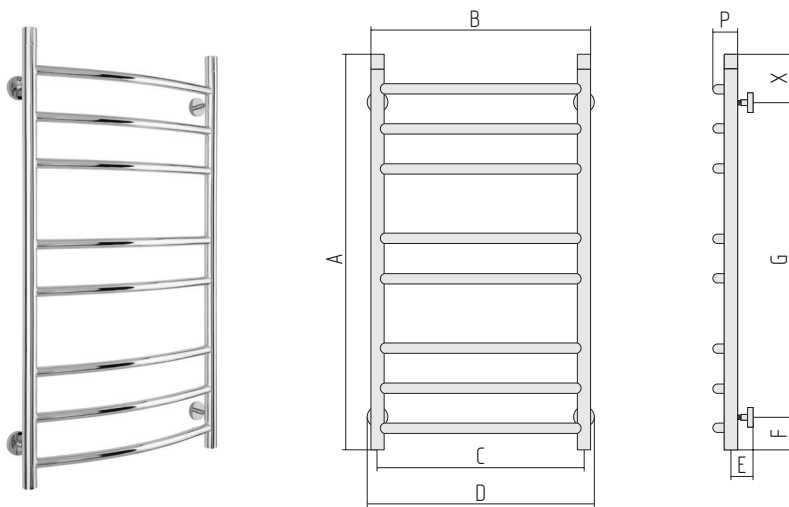
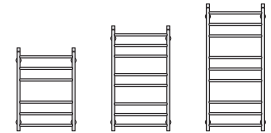
Electric

Piping connection points:



**Attention!**

An electric element must be mounted at the bottom of the collector marked with a red dot.  
An electric element can be mounted on right and left side. For this purpose it is advised to reverse the radiator in a way that a collector with a red dot is on the demanded side.  
Use the radiator only in vertical position - with an electric element at the bottom.



Art.	A	B	C	D	E	F	G	X	P	K
**016	758	532	500	550	54-70	80	562	116	70	109-125
**019	958	532	500	550	54-70	80	762	116	70	109-125
**022	1158	532	500	550	54-70	80	962	116	70	109-125

Colour range



50XXX  
Polished Stainless Steel